

AGENDA

198th SLBC MEETING



CONVENOR - CENTRAL BANK OF INDIA

15 June 2026

**ADOPTION OF THE MINUTES OF THE 197th SLBC MEETING HELD
ON MARCH 25, 2026**

The Minutes of the 197th SLBC meeting held on March 25, 2026 was circulated to all concerned on 15.04.2026 and was also uploaded on the website of SLBC (www.slbcmadhyapradesh.in) and DIF.

NO AMENDMENTS/SUGGESTIONS WERE RECEIVED. THEREFORE, THE HOUSE IS REQUESTED TO CONFIRM AND ADOPT THE MINUTES.

TABLE OF CONTENTS

Agenda No.	Agenda Items	Page No.
	Action Taken Report on actionable points of the 197 th SLBC meeting held on March 25, 2026	6-10
1	Discussion on key banking parameters 1.1. Key Banking Parameters at a glance as on 31.03.2026 1.2. Major highlights 1.3. Growth under Agriculture 1.4. Growth under MSME, Priority Sector Credit and Advances to Weaker Sections over last few years 1.5. Credit growth under MSMEs 1.6. Credit growth comparison with country for Schedule Commercial Bank 1.7. District-wise year-on-year trend of deposits and advances growth % and CD Ratio	11 12-14 15-16 17 19-22
2	Review of credit disbursement by Banks 2.1 Achievement under ACP of the State FY 2025-26 2.2 Agency wise status of ACP Achievement 2.3 Achievement percentage under ACP by major banks	23 24-25
3	Release of Annual Credit Plan FY 2026-27 3.1 Highlights 3.2 Annual Credit Plan Comparision	26 29
4	Progress under other Government Sponsored Schemes 4.1 Mukhya Mantri Udhyam Kranti Yojana 4.2 Sant Ravidas Swarojgar Yojana 4.3 Dr. Bhim Rao Ambedekar Arthik Kalyan Yojana 4.4 Tantya Mama Arthik Kalyan Yojana 4.5 Bhagwan Birsa Munda Swarojgar Yojana 4.6 Vimukt Ghumantu Ardhghumantu Swarojgar Yojana 4.7 Pradhan Mantri Employment Generation Programme 4.8 PM SVANidhi Street Vendor Scheme 4.9 Agriculture Infrastructure Fund 4.10 National Rural Livelihood Mission 4.11 Pradhan Mantri Formalization of Micro Food Processing Enterprises 4.12 AHDF: Issuance of KCC to Animal Husbandry 4.13 AHDF: Issuance of KCC to Fisheries 4.14 PM Vishwakarma 4.15 Dr Bhimrao Ambedkar Kamdhenu Yojana 4.16 Pradhan Mantri Awas Yojana (ISS) 4.17 Allotment of Government Sponsored Scheme target for FY 2026-27	30 31 32 33 34 35 36 37 40 41 42 43 44 45-46 47-54
5	Financial Inclusion 5.1 Social Security Schemes i.e. PMJDY, PMJJBY, PMSBY & APY 5.2 Progress of RSETIs 5.3 Opening of Brick and Mortar Branches	55-62 63-64 65

	5.4 Vacant FLCs	66
6	Non Performing Asset	67
	6.1 NPA status as on 31.03.2026	68
	6.2 Agency wise NPA status	69
	6.3 Sector wise NPA status	70
	6.4 NPA under Government Sponsored Schemes	
	6.5 Chief Minister Rural Housing Mission	
	6.6 Recovery through RRC	
7	Other Important Agenda	
	7.1 Re-KYC of low risk accounts , Focused Group-Bank wise	71
	7.2 National Strategy for Financial Inclusion (NSFI): 2025-30 – Action Points	72-74
	7.3 Progress under DEA Fund campaign of RBI	76-78
	7.4 CM Helpline Complains	79
8	Any other issue with permission of the Chair	

DATA TABLE

Table No.	Contents of Data Table showing progress in Madhya Pradesh as on 31.03.2026	Page No.
1	Bank wise position of branches/ATMs	81
2	Centre wise information regarding Deposits, Advances and CD Ratio	82
3i	Bank wise total Deposits, Advances and CD Ratio	83
3ii	District wise Credit Deposit Ratio	84
4	Bank wise outstanding of Agriculture under Priority Sector advances	85
5	Bank wise outstanding of MSMEs under Priority Sector advances	86
6	Bank wise outstanding of Export Credit, Education, Housing, Social Infrastructure, Renewable Energy & others under Priority Sector advances	87
7	Advances to Weaker Sections	88
8	Bank wise outstanding of Non-Priority Sector advances	89
9(i)	Target and ACP FY 2025-26 achievement of Farm Credit & crop loans under Agriculture	90
9(ii)	ACP FY 2025-26, Target and achievement under Agriculture Infrastructure, Ancillary activities under Agriculture	91
10	ACP FY 2025-26 Target and achievement of MSMEs under Priority Sector	92
11(i)	ACP FY 2025-26 Target and achievement of Export Credit, Education & Housing under Priority Sector	93
11(ii)	ACP FY 2025-26 Target and achievement of Social Infrastructure, Renewable Energy & others under Priority Sector	94
12	ACP FY 2025-26 Target and achievement under Non-Priority Sector	95
13	Bank wise position of NPA	96
14	Bank wise NPA under Priority Sector advances	97
15	Bank wise NPA under Non-Priority Sector advances	98
16	Bank wise NPA under Govt. Sponsored Schemes	99
17	Progress under Kisan Credit Card	100
18	Progress under Higher Education loans	101
19	Position of SHGs bank linkage programme	102
20	Loans outstanding to Minority Communities	103
21	Loans outstanding to SC/STs	104
22	Loans disbursed to SC/STs	105
23	Advances to women	106

ABBREVIATION

ACP	: Annual Credit Plan
ACS	: Additional Chief Secretary
AHDF	: Animal Husbandry, Dairy & Fishery
APY	: Atal Pension Yojana
BC	: Business Correspondent
BLBC	: Block Level Bankers Committee
CFL	: Centre for Financial Literacy
CMRHM	: Chief Minister Rural Housing Mission
CDR	: Credit-Deposit Ratio
DBT	: Direct Benefit Transfer
DCC	: District Consultative Committee
DCCBs	: District Central Cooperative Banks
DIF	: Directorate of Institutional Finance
DFS	: Department of Financial Services
FPO	: Food Processing Unit
GSS	: Government Sponsored Schemes
IGRS	: Inspector General of Registration & Stamp
IPPB	: India Post Payment Bank
KCC	: Kisan Credit Card
LDM	: Lead District Manager
NABARD	: National Rural Bank for Agriculture and Rural Development
NRLM	: National Rural Livelihood Mission
M.M	: Margin Money
MSME	: Micro, Small & Medium Enterprises
NPA	: Non Performing Asset
PMEGP	: Prime Minister Employment Generation Scheme
PMFME	: Prime Minister Formalization of Micro Food Processing Enterprises
PMJDY	: Pradhan Mantri Jan Dhan Yojana
PMJJBY	: Pradhan Mantri Jeevan Jyoti Bima Yojana
PMSBY	: Pradhan Mantri Suraksha Bima Yojana
RBI	: Reserve Bank of India
RRB	: Regional Rural Bank
RIDF	: Rural Infrastructure Development Fund
RSETI	: Rural Self Employment Training Institutes
SCB	: Scheduled Commercial Banks
SHG	: Self Help Group
SFB	: Small Finance Banks
SRLM	: State Rural Livelihood Mission
URC	: Unbanked Rural Centre
UPI	: Unified Payment System
WDRA	: Warehousing Development & Regulatory Authority
Y-o-Y	: Year on year

**ACTION TAKEN REPORT OF THE 197th SLBC MEETING HELD ON
March 25, 2026**

Sr.	Actionable point	Action Taken
1	<p>Banking Development in Madhya Pradesh</p> <p>The Convenor presented a comprehensive review of banking development over the past five years, covering MSME, Agriculture, Priority Sector, and Total Credit. While reviewing ACP achievement under the Priority Sector, the Chief Secretary observed that performance requires further improvement, particularly in comparison with peer states.</p> <p><i>Action: All Banks</i></p>	<p>Member banks noted the instruction of the Chair. Achievement as on 31.03.2026 under MSME was 100.61% (Target-133971 cr Achieved-134744 cr), Agriculture 92.79% (Target-146034 crore and Achievement-135508 cr), Priority Sector 96.86% (Target-293743 cr, Achieved- 284527 cr) . Total Credit Plan 120.67% (Target-419109 cr, Achieved- 505724 cr)</p>
2	<p>Review under Government Sponsored Scheme</p> <p>During the review of Government Sponsored MSME Schemes, the Chair expressed satisfaction over the performance under Mukhyamantri Udyam Kranti Yojana, Sant Ravidas Swarojgar Yojana and Bhagwan Birsa Munda Swarojgar Yojana. Whereas directed for better performance under Dr. Bhim Rao Ambedkar Arthik Kalyan Yojana, Tanya Mama Arthik Kalyan Yojana and Vimukt, Ghumantu & Ardh-Ghumantu Swarojgar Yojana during remaining working days of the financial year to achieve the given targets.</p> <p><i>Action: All Lead Bank and All Bank</i></p>	<p>During FY 2025-26, Targets have been achieved under Mukhya Mantri Udyam Kranti Yojna, Sant Ravidas Swarojgar Yojna, Bhagwan Birsa Munda Arthik Kalyan Yojna, PMEGP and NRLM. Detailed progress is enclosed in the agenda.</p>

<p>In terms of sanction and disposal of pending cases under PMFME, it remains unsatisfactory despite repeated instructions issued in previous SLBC meetings to major private sector banks viz. HDFC Bank, ICICI Bank, Axis Bank and Bandhan Bank.</p> <p>Chair directed Agriculture Production Commissioner to again review the performance of these banks personally and to submit report the Chief Secretary office.</p> <p>Action: HDFC Bank, ICICI Bank, Axis Bank and Bandhan Bank</p> <p>During review of progress under PM SVANidhi and PMAY-ISS, Commissioner UADD apprised that, banks should focus on pendency and take necessary action to sanction or dispose of pending cases under PM SVANidhi. He further requested banks to expedite CNA approvals and make efforts to increase the number of CNA-approved cases from 7,491 to 10,000 under PMAY(ISS).</p> <p>Further, the Chief Secretary advised PS, MSME to include PM SVANidhi and PMAY-ISS as regular agenda items in the Collector Conference.</p> <p>Action: All Banks, UADD, Department of MSME</p> <p>The Convenor, SLBC presented the progress under the PM Vishwakarma Scheme. The Additional Chief Secretary, Cottage and Rural Industries informed to house that, the State is currently ranked 4th in the country. However, the highest sanction percentage among top states</p>	<p>Overall performance under PMFME scheme has been improved. However, Despite the meeting held under the Chairmanship of APC on 26.03.2026 with HDFC, ICICI, Axis and Bandhan Bank, progress of these banks have not improved as expected.</p> <p>Pendency under PM SVANidhi scheme has been reduced to 78426 from 88290 cases.</p> <p>CNA approved cases under PMAY –ISS is improved to 9830 as on 05th June 2026 from 7491 as of March 25, 2026.</p> <p>Department has noted for the compliance.</p> <p>As on 27th May 2026; 52090 cases have been disbursed out of 1,58,250 applications received under the PM Vishwakarma Scheme; sanction % under the scheme is 36%.</p>
---	---

<p>is 41% whereas Madhya Pradesh stands at 34%.</p> <p style="text-align: center;">Action: All Banks</p> <p>Under Agriculture Infrastructure Fund (AIF), state achievement was 75 %. The Agriculture Production Commissioner flagged low performance of major banks such as Punjab National Bank, Canara Bank, Bank of Baroda and HDFC Bank.</p> <p style="text-align: center;">Action: All Banks</p> <p>While reviewing progress of NRLM, it was observed that pendency in Bank of India, Canara Bank and State Bank of India is high. The Chief Secretary advised these banks to reduce pendency, improve performance and achieve targets by 31.03.2026.</p> <p style="text-align: center;">Action: All Banks</p> <p>During the review of Fisheries, the Additional Secretary highlighted districts where the rejection rate exceeds 60%, namely Singrauli, Narmadapuram and Barwani. He also pointed out that Punjab & Sind Bank has a rejection rate exceeding 80%. These districts and the concerned bank were advised to monitor their performance under the scheme.</p> <p style="text-align: center;">Action: Concerned district and Banks</p> <p>Director, Animal Husbandry and Dairy, during the review of performance under Dr. Bhimrao Ambedkar Kamdhenu Yojana, requested banks to improve progress, as around 1,400 applications have</p>	<p>Progress under AIF was 90% to the target for FY 2025-26. Rs. 2900 cr sanctioned vis-à-vis the target of 3215 cr.</p> <p>Target has been surpassed under NRLM scheme. Amount of Rs. 4704 crore disbursed against the Target of 4300 crore (Ach %-109.39 %).</p> <p>SLBC vide its letter and during various meeting, requested banks to review the reason of rejection under the scheme.</p> <p>Progress under the scheme is not encouraging. Only 131 cases approved by banks so far.</p>
---	---

	<p>been lodged by the Department but progress remains unsatisfactory.</p> <p>Challenges faced by banks were highlighted by DGM, SLBC, stating that where the borrower's KCC is with one bank and the application is submitted to another, there is no provision for amendment on the portal, resulting in delay in sanction or rejection of proposals. The Chief Secretary advised the Department to address the issue at the earliest.</p> <p><i>Action: All Banks, Department of Animal Husbandry</i></p>	<p>Department has been requested to make necessary changes in the scheme.</p>
3	<p>Social Security Schemes</p> <p>The Convenor, SLBC apprised the house about the progress under PMJJBY, PMSBY and APY, along with claim settlement status. The Chief Secretary expressed concern over rejections of claims and advised to further analyse the rejected cases with reasons like Death not established through PMR/FIR, Incorrect Age submitted for Enrollemnt, Premium Auto Debited.</p> <p><i>Action: SLBC, SLIC & DIF</i></p>	<p>The reason of rejected cases under PMJJBY and PMSBY analysed for last 10 years from 2015 to 2025 and observed that rejections have decreased in recent years.</p>
4	<p>Non-Performing Asset</p> <p>The Chair expressed concern over the high level of NPA under the Chief Minister Rural Housing Mission and assured to discuss the proposal submitted by banks and will dispose shortly in coming financial year. The ACS, Finance informed that proposal is under discussion with Panchayat and Rural Development Department and the matter will be taken up in the next financial year.</p>	<p>Matter is under discussion/consideration.</p>

	<p><i>Action: Directorate of Institutional Finance</i></p> <p>While reviewing the status of cases filed under revenue recovery certificate (RRC), bank representatives requested chair to include, RRC recovery as one of the parameter for monthly ranking of districts. In this regard, the Chief Secretary advised ACS Finance to include RRC as one of the parameter in ranking.</p> <p><i>Action: Directorate of Institutional Finance</i></p>	<p>Matter is under consideration.</p>
5	<p>National Strategy for Financial Inclusion (NSFI) 2025-30</p> <p>The General Manager, RBI appraised the house about NSFI 2025–30, outlining key action points for banks/SLBCs, including improving last-mile access, increasing the share of women BCs to 30%, and extending credit support to skill-trained individuals. The Chief Secretary advised RBI to constitute a working group with NABARD and SLBC to monitor progress in coordination with DIF.</p> <p><i>Action: RBI, NABARD, SLBC and DIF</i></p>	<p>A meeting with members of working group conducted on 09th June 2026, wherein course of action, discussed in detail. This topic is related to financial inclusion, forum consented to discuss this matter as one of the agenda items in Sub-committee meeting on Financial Inclusion. All members of working group are also member of the sub-committee.</p> <p>Further it is resolved that, this group may meet at any time according to the need.</p> <p>The advisory has been issued to banks for the action points as detailed in the guideline.</p> <p>Banks have started working on the action points as emanated in the guideline NSFI 2025-30.</p>
6	<p>Principal Secretary, MSME informed that w.e.f. 01.04.2026, the collateral-free loan limit for MSMEs has been increased up to ₹20 lakhs as per latest RBI guidelines. Banks were requested to sanction higher ticket-size loans to enhance credit flow and ensure wider coverage of beneficiaries.</p> <p><i>Action: All Banks</i></p>	<p>All Banks noted for the compliance.</p>

AGENDA NO-1

**BANKING DEVELOPMENT IN
MADHYA PRADESH
FY 2026-27**

For information

1. KEY BANKING PARAMETERS OF THE STATE AS ON Mar'26

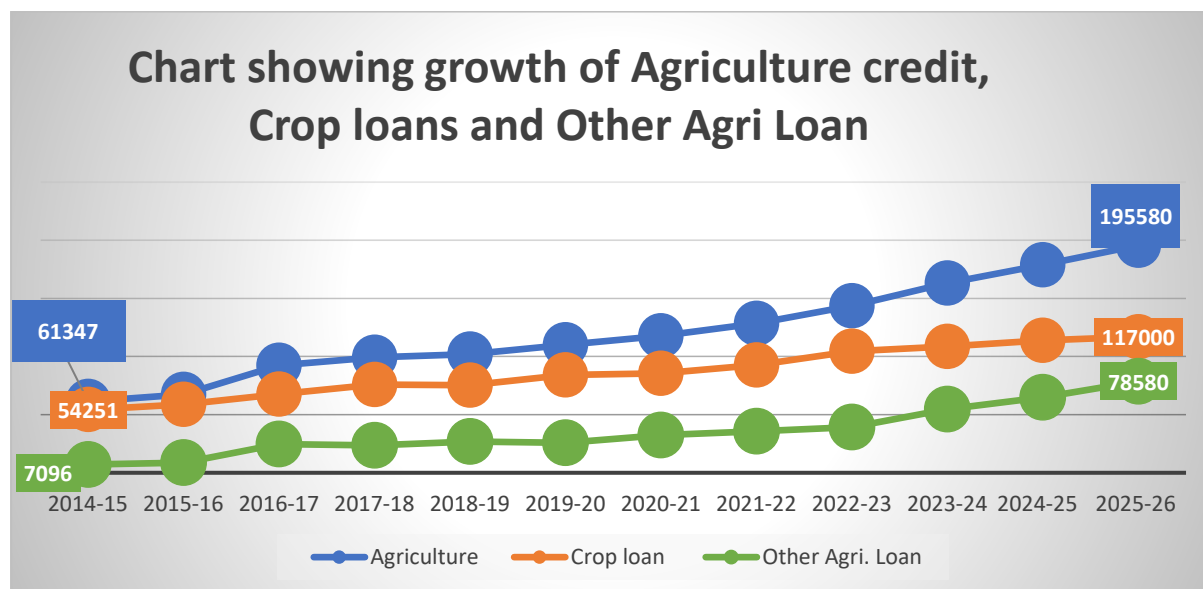
Amount in Crore

Sr.	Parameters	Outstanding			Y-o-Y variation		Y-o-Y Variation %	
		Mar'24	Mar'25	Mar'26	Mar'25	Mar'26	Mar'25	Mar'26
1	Total number of Branches	8,464	8,779	8,897	315	118	3.72	1.34
2	Total number of ATMs	9,156	8,882	8,338	-274	-544	-2.99	-6.12
3	Total Deposits	656,101	714,336	800,377	58,235	86,041	8.88	12.04
4	Total Advances	529,951	596,554	665,941	66,603	69,387	12.57	11.63
5	Credit Deposit Ratio	80.77	83.51	83.2	3	0		
5a	Credit Deposit Ratio as per place of utilisation	84.22	87.22	86.65	3	-1		
6	Total Business	1186052	1310890	1466319	124,838	155,429	10.53	11.86
7	Agriculture	163077	178745	195580	15,668	16,835	9.61	9.42
8	Crop Loans out of total Agriculture	108493	113779	117000	5,286	3,221	4.87	2.83
9	% of Agriculture credit to total credit	30.77	29.96	29.37	-0.81	-0.59		
10	MSME	106612	120082	145491	13,470	25,409	12.63	21.16
11	Education (Pri+NPS)	3,629	4,180	4793	551	613	15.18	14.67
12	Housing (Pri+NPS)	72,255	81,709	90523	9,454	8,814	13.08	10.79
13	Priority Sector Advances	312,671	343,705	393,483	31,034	49,778	9.93	14.48
14	% of Priority Sector advances to total credit	59	57.62	59.09	-1.38	1.47		
15	Non-Priority Sector Advances	217280	252680	272458	35,400	19,778	16.29	7.83
16	Advances to small & marginal farmers	60427	71810	78083	11,383	6,273	18.84	8.74
17	% of Advances to small & marginal farmers to total advances [RBI Norm:10]	11.4	12.04	11.73	0.64	-0.31		
18	Total NPA	35,639	37,130	36654	1,491.00	-476.00	4.18	-1.28
19	NPA % of total advances	6.72	6.22	5.5	-0.50	-0.72		
20	Advances to Weaker sections	125588	132777	145442	7,189.00	12,665.00	5.72	9.54
21	% of advances to Weaker Sections to total total Advances [RBI Norm:12]	23.7	22.26	21.84	-1.44	-0.42		

2. Major Highlights

1. The banking network in the state continued to expand during FY 2025-26, with the total number of branches increasing from 8,779 to 8,897, showing an addition of 118 branches (1.34%). However, the number of ATMs declined from 8,882 to 8,338, registering a decrease of 544 ATMs (-6.12%), indicating a gradual shift toward digital banking channels.
2. The deposit base of banks showed strong growth during the year. Total deposits increased from ₹7,14,336 crore in March 2025 to ₹8,00,377 crore in March 2026, reflecting an increase of ₹86,041 crore with a growth rate of 12.04%, which is higher than the previous year.
3. Total advances also recorded healthy growth, rising from ₹5,96,554 crore to ₹6,65,941 crore, an increase of ₹69,387 crore (11.63%). This indicates sustained credit expansion across sectors.
4. The Credit-Deposit Ratio remained healthy but witnessed a marginal decline from 83.51% to 83.20%. Similarly, the CD ratio based on place of utilization decreased slightly from 87.22% to 86.65%.
5. Overall banking business in the state improved significantly, increasing from ₹13,10,890 crore to ₹14,66,319 crore, registering growth of ₹1,55,429 crore (11.86%), reflecting overall strengthening of the banking sector.
6. Agriculture credit increased from ₹1,78,745 crore to ₹1,95,580 crore, showing growth of 9.42%. However, crop loan growth moderated, increasing by only 3.01%, indicating relatively slower expansion in crop finance.
7. The share of agriculture credit in total advances declined marginally from 29.96% to 29.37%, suggesting that credit growth in other sectors was comparatively higher.
8. MSME financing showed excellent performance, increasing from ₹1,20,082 crore as on Mar'25 to ₹1,45,491 crore as on Mar'26 with strong growth of 21.16%, reflecting increased support to the MSME sector.
9. Education and housing loans also registered positive growth. Education loans increased by 14.66%, while housing loans grew by 10.79%, indicating continued support to social and retail sectors.
10. Priority Sector Advances increased from ₹3,43,705 crore to ₹3,93,483 crore. The share of priority sector lending improved from 57.62% to 59.09%, showing better priority sector coverage.
11. Non-priority sector advances increased from ₹2,52,680 crore to ₹2,72,458 crore, though the growth rate slowed down to 7.83% compared to the previous year.
12. Asset quality improved during the year, with total NPAs declining from ₹37,130 crore to ₹36,654 crore. The NPA ratio also improved from 6.22% to 5.50%, reflecting better recovery and credit discipline.
13. Advances to weaker sections increased from ₹1,32,777 crore to ₹1,45,442 crore, showing growth of 9.54%. Although the percentage share declined slightly to 21.84%, it remains well above the RBI norm of 12%.
14. Overall, the banking sector in the state showed healthy growth in deposits, advances, MSME financing, priority sector lending, and asset quality, while some areas such as ATM network, crop loan growth, and sectoral share in agriculture require continued focus.

3. Growth under Agriculture



Agency wise growth under Agriculture

Amount in crore

Sr.	Agency	Outstanding amount			Y-o-Y growth		Y-o-Y growth %	
		Mar'24	Mar'25	Mar'26	Mar'25	Mar'26	Mar'25	Mar'26
1	Public Sector Banks	66680	73508	82886	6827	9378	10.24	12.76
2	Private Sector Banks	42566	49507	50681	6941	1175	16.31	2.37
3	Regional Rural Banks	10635	11351	12515	716	1164	6.74	10.25
4	Cooperative Banks	37988	40325	44080	2336	3755	6.15	9.31
5	Small Finance Banks	5208	4055	5419	-1153	1364	-22.14	33.63
Total		163077	178745	195580	15668	16835	9.61	9.42

Growth under Crop Loan

Amount in crore

Sr.	Agency	Outstanding amount			Y-o-Y growth		Y-o-Y growth %	
		Mar'24	Mar'25	Mar'26	Mar'25	Mar'26	Mar'25	Mar'26
1	Public Sector Banks	45,630	47,441	48,217	1811	776	3.97	1.64
2	Private Sector Banks	16,310	18,137	17,080	1827	-1057	11.20	-5.83
3	Regional Rural Banks	9,054	9,072	9,566	18	494	0.20	5.44
4	Cooperative Banks	37,483	39,101	42,101	1618	3000	4.32	7.67
5	Small Finance Banks	15	28	37	13	9	81.87	31.17
Total		108,493	113,779	117,000	5286	3221	4.87	2.83

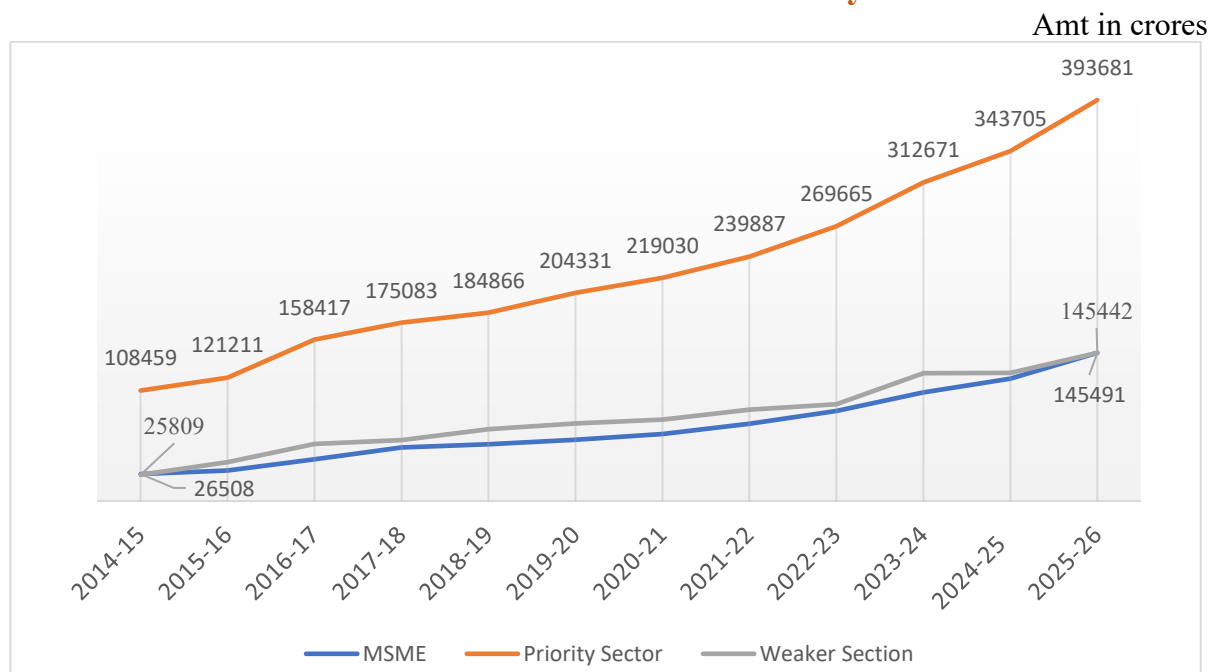
Other Agri Loan

Amount in crore

Sr.	Agency	Outstanding amount			Y-o-Y growth		Y-o-Y growth %	
		Mar'24	Mar'25	Mar'26	Mar'25	Mar'26	Mar'25	Mar'26
1	Public Sector Banks	21,050	26,066	34,669	5017	8602	23.83	33.00
2	Private Sector Banks	26,256	31,370	33,601	5114	2232	19.48	7.11
3	Regional Rural Banks	1,580	2,279	2,949	699	670	44.21	29.40
4	Cooperative Banks	505	1,224	1,979	718	755	142.06	61.74
5	Small Finance Banks	5,193	4,027	5,382	-1166	1355	-22.45	33.64
Total		54,584	64,966	78,580	10381	13614	19.02	20.96

1. Madhya Pradesh being an agrarian state, agriculture continues to be a key focus area of institutional credit. During FY 2025-26, agriculture credit in the state increased from ₹1,78,745 crore as on Mar'25 to ₹1,95,580 crore as on Mar'26 registering growth of ₹16,835 crore (9.42%). Public Sector Banks contributed the highest growth with an increase of ₹9,378 crore (12.76%), followed by Cooperative Banks with ₹3,755 crore (9.31%) and Regional Rural Banks with ₹1,164 crore (10.25%).
2. Under Crop Loan, total outstanding increased from ₹1,13,779 crore as on Mar'25 to ₹1,17,000 crore as on Mar'26, registering growth of ₹3,221 crore (2.83%), which is lower compared to the previous year. Cooperative Banks remained the major driver with growth of ₹3,000 crore (7.67%), followed by Regional Rural Banks with 5.44% growth. However, Private Sector Banks recorded a decline of ₹1,057 crore (-5.83%), while growth in Public Sector Banks remained moderate at 1.64%.
3. Apart from crop finance, investment credit under allied and other agriculture activities also witnessed strong growth in the state. Outstanding under Other Agriculture Credit increased significantly from ₹64,966 crore to ₹78,580 crore, registering growth of ₹13,614 crore (20.96%). Public Sector Banks led the growth with an increase of ₹8,602 crore (33.00%), followed by Private Sector Banks with ₹2,232 crore growth (7.11%). Cooperative Banks, Regional Rural Banks, and Small Finance Banks also recorded healthy growth, reflecting enhanced institutional support for agriculture infrastructure, allied activities, and long-term farm investments.

4. Growth under MSMEs, Priority Sector credit and advances to weaker sections over last few years



5. Credit growth under MSMEs (Mar'26)

Amount in crore

Sr.	Particulars	Mar'24	Mar'25	Mar'26	Y-o-Y Growth		Y-o-Y growth %	
					Mar'25	Mar'26	Mar'25	Mar'26
1	Micro Enterprises	60400	70444	89133	10044	18689	16.63	26.53
2	Small Enterprises	29574	33350	38035	3776	4685	12.77	14.05
3	Medium Enterprises	13446	15599	17167	2153	1568	16.01	10.05
4	Others	3191	687	1156	-2504	469	-78.47	68.25
5	Total Credit to MSMEs	106611	120080	145491	13469	25411	12.63	21.16
6	Total Bank's Credit	529951	596554	665941	66603	69387	12.57	11.63
7	Credit to MSEs (Micro & Small Enterprises)	89974	103794	127169	13820	23375	15.36	22.52
8	% credit to Micro Enterprise to MSE	67.13	67.87	70.09	1	2	-	-
9	% credit to Micro Enterprises to total credit	11.40	11.81	13.38	0.41	2	-	-
10	NPA under MSMEs	6174	6139	6366	-35	227	-0.57	3.69
11	% NPA of the MSME portfolio	5.79	5.11	4.38	-0.68	-0.74	-	-

- MSME credit in Madhya Pradesh recorded strong growth during FY 2025-26, increasing from ₹1,20,080 crore in March 2025 to ₹1,45,491 crore in March 2026, registering a growth of 21.16%, which is significantly higher than the overall bank credit growth of 11.63%. The

growth was primarily driven by Micro Enterprises, where credit increased by 26.53% to ₹89,133 crore, followed by Small Enterprises with growth of 14.05%. Credit to Micro & Small Enterprises (MSEs) as a whole grew by 22.52%, reflecting continued focus on the sector. Credit expansion was supported by major Public Sector Banks such as State Bank of India, Central Bank of India, Bank of Baroda, Bank of India, Punjab National Bank and leading private sector banks such as HDFC Bank, ICICI Bank, Axis Bank, Kotak Mahindra Bank and Yes Bank.

2. The share of Micro Enterprise credit in total MSE credit improved from 67.87% in Mar'25 to 70.09% in Mar'26, while its share in total bank credit also increased from 11.81% in Mar'25 to 13.38% in Mar'26, indicating enhanced credit flow to smaller business units.
3. On the asset quality front, although MSME NPAs increased marginally from ₹6,139 crore in Mar'25 to ₹6,366 crore in Mar'26, the NPA ratio improved from 5.11% to 4.38%, indicating better portfolio quality and recovery performance during the year.
4. Further, policy support from the Government of India and Madhya Pradesh government helped improve credit flow to small business units. These measures, coupled with focused branch-level outreach by banks, contributed significantly to the robust MSME credit growth during FY 2025-26.

6. Credit growth comparison with country for Scheduled Commercial Banks

(Excluding RRB & DCCBs)

Outstanding amount in crore

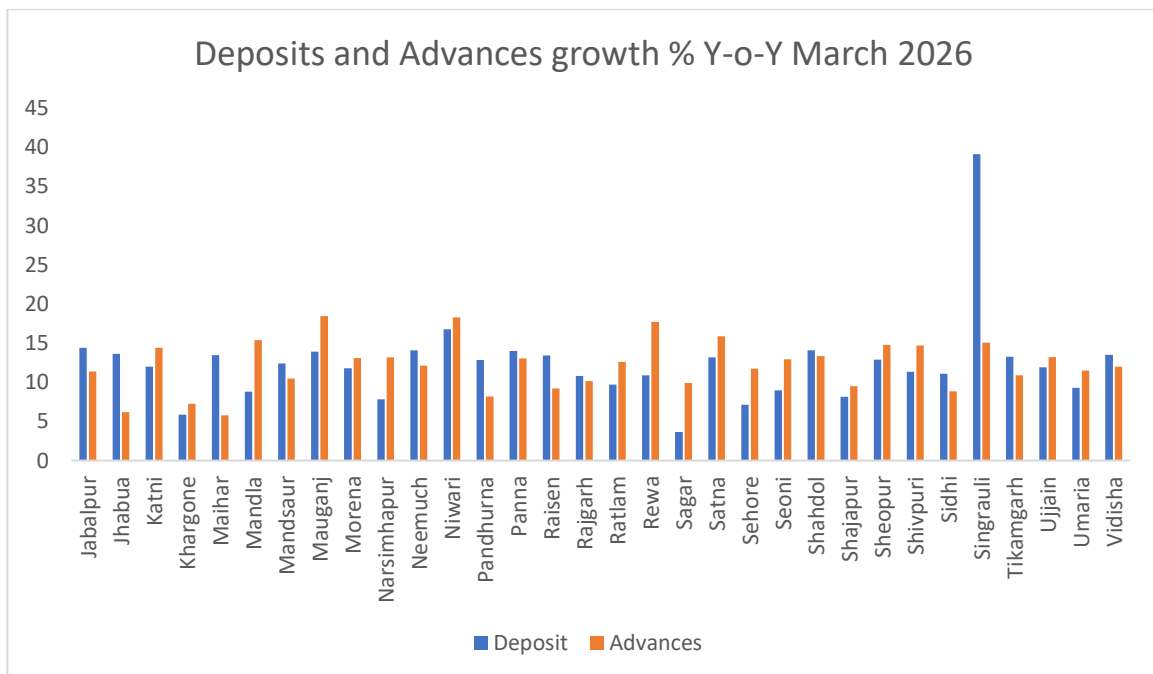
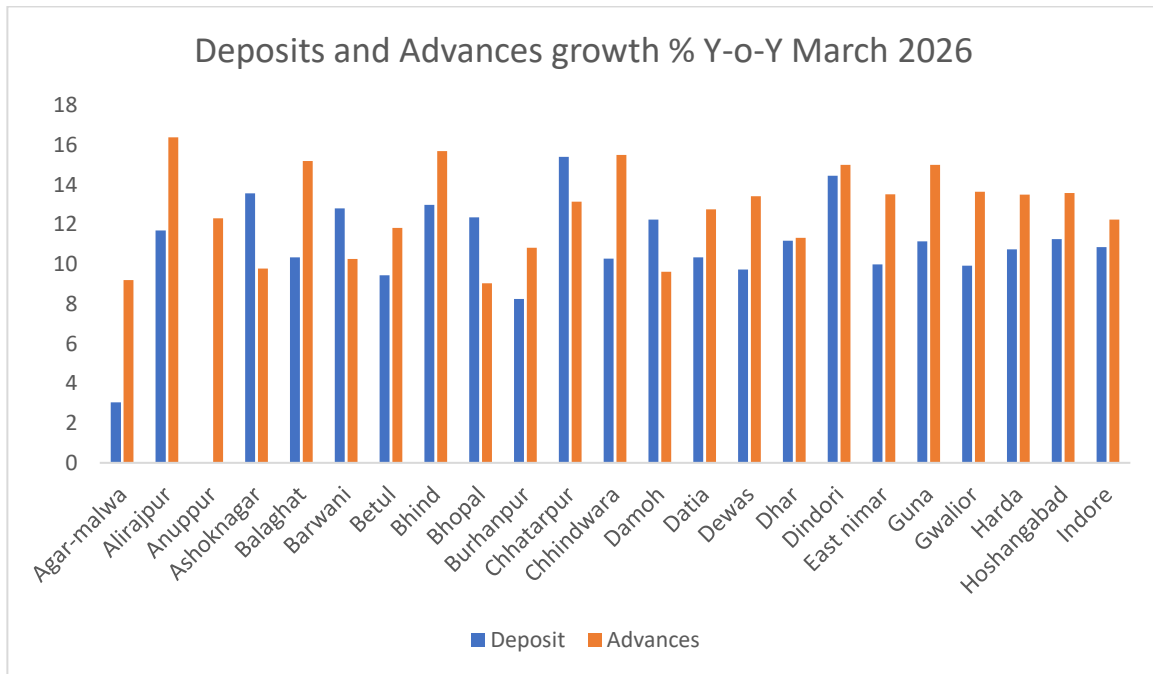
S r.	Sector	Country*			Y-o-Y variation%		Madhya Pradesh			Y-o-Y variation%	
		Mar'24	Mar'25	Mar'26	Mar'25	Mar'26	Mar'24	Mar'25	Mar'26	Mar'25	Mar'26
1	Total Deposit	20611759	23451838	26076266	13.78	11.19	588003	640243	720668	8.88	12.56
2	Total Credit	16563961	18371998	21291163	10.92	15.89	466890	530227	593511	13.57	11.94
3	CD Ratio	80.36	78.34	81.65			79.40	82.82	82.36		
4	Agriculture & Allied	2061126	2287794	2654548	11.00	16.03	114454	127069	138986	11.02	9.38
5	MSME	2464874	2840860	3609413	15.25	27.05	99927	116951	142064	17.04	21.47
6	Housing	2718712	3010477	3355980	10.73	11.48	33070	33413	40633	1.04	21.61
7	Education	119380	137456	155850	15.14	13.38	2181	2316	2744	6.19	18.48
8	Priority Sector	7443883	8350259	9847381	12.18	17.93	253719	282520	326874	11.35	15.70

*Source-http://www.rbi.org.in/scripts/BS_PressRelease

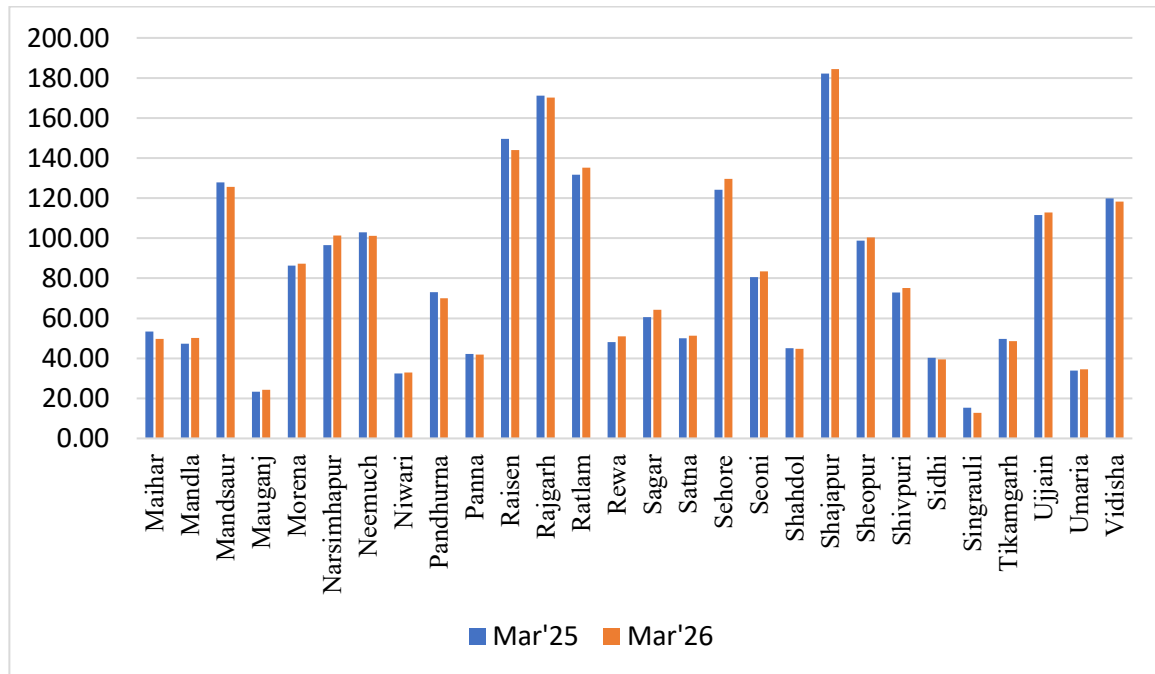
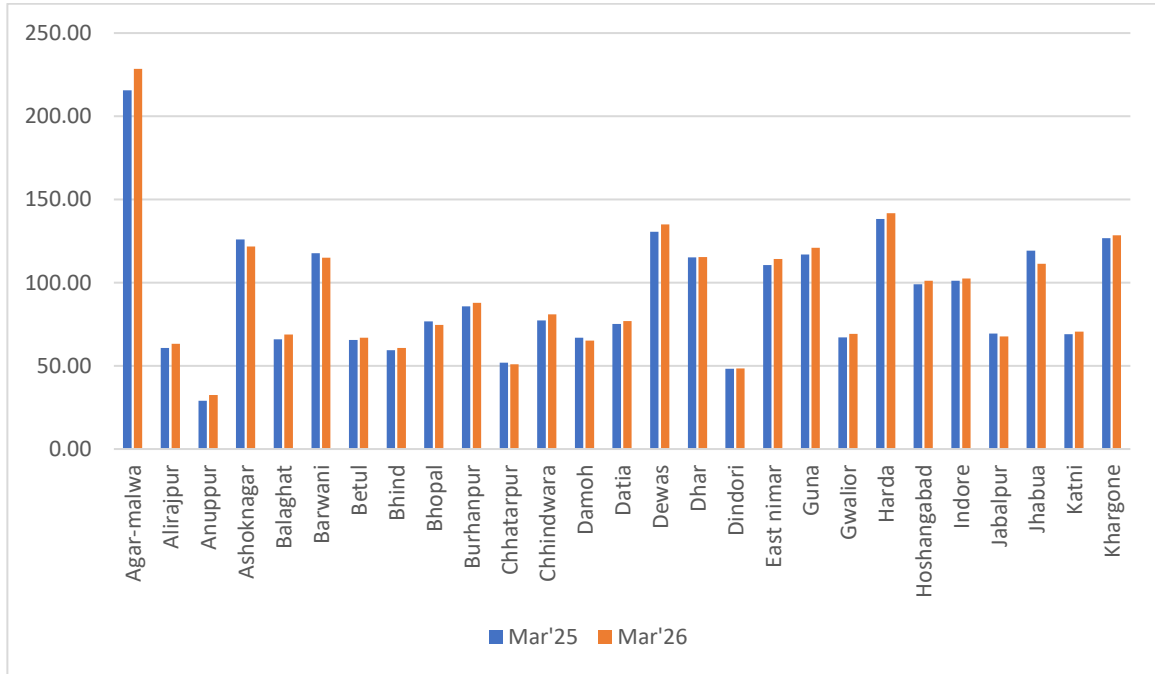
1. A comparative analysis of banking parameters at the national level and in Madhya Pradesh indicates steady growth across major credit segments during March 2024 to March 2026. Total credit at the national level increased from ₹1,65,63,961 crore in Mar'24 to ₹1,83,71,998 crore in Mar'25 and further to ₹2,12,91,163 crore in Mar'26, with growth accelerating from 10.92% to 15.89%. In comparison, Madhya Pradesh also recorded consistent credit growth from ₹4,66,890 crore in Mar'24 to ₹5,30,227 crore in Mar'25 and ₹5,93,511 crore in Mar'26, though the growth rate moderated from 13.57% to 11.94%. The CD Ratio in Madhya Pradesh improved from 79.40% in Mar'24 to 82.82% in Mar'25 before marginally declining to 82.36% in Mar'26, indicating stable credit deployment.
2. In Agriculture & Allied sector, national credit increased from ₹20,61,126 crore in Mar'24 to ₹22,87,794 crore in Mar'25 and ₹26,54,548 crore in Mar'26, with growth improving from 11.00% to 16.03%. In Madhya Pradesh, the sector also expanded from ₹1,14,454 crore to ₹1,27,069 crore and further to ₹1,38,986 crore, though growth moderated from 11.02% to 9.38%. MSME credit showed strong momentum, with national outstanding increasing from ₹24,64,874 crore to ₹28,40,860 crore and ₹36,09,413 crore, while Madhya Pradesh increased from ₹99,927 crore to ₹1,16,951 crore and ₹1,42,064 crore. Growth in MSME improved both nationally (15.25% to 27.05%) and in the state (17.04% to 21.47%), reflecting strong support to enterprise financing.
3. Retail and priority sector lending also showed encouraging trends. Housing credit at the national level increased from ₹27,18,712 crore in Mar'24 to ₹30,10,477 crore in Mar'25 and ₹33,55,980 crore in Mar'26, whereas in Madhya Pradesh it increased from ₹33,070 crore to ₹33,413 crore and further to ₹40,633 crore, with state growth significantly improving from 1.04% to 21.61%, outperforming the national trend.

Education loans nationally rose from ₹1,19,380 crore to ₹1,37,456 crore and ₹1,55,850 crore, while Madhya Pradesh increased from ₹2,181 crore to ₹2,316 crore and ₹2,744 crore, showing stronger growth in Mar'26. Priority Sector lending nationally increased from ₹74,43,883 crore in Mar'24 to ₹83,50,259 crore in Mar'25 and ₹98,47,381 crore in Mar'26, while Madhya Pradesh grew from ₹2,53,719 crore to ₹2,82,520 crore and ₹3,26,874 crore, indicating sustained focus on inclusive credit growth at both national and state levels.

7. DISTRICT-WISE YEAR-ON-YEAR TREND OF DEPOSITS and ADVANCES GROWTH %



DISTRICT-WISE CD RATIO OF March'25 & March'26



The Credit-Deposit (CD) ratio of Madhya Pradesh stood at 83.20% as on March 31, 2026, as compared to 83.51% in March 2025, showing a marginal decline of 0.31 percentage points. The overall CD ratio indicates stable credit deployment in the State, though a slight moderation was observed during the year.

Moderate CD Ratio Districts (60%–100%): Majority of districts fall in this range, including Bhopal (74.52%), Gwalior (69.29%), Jabalpur (67.62%) and Chhindwara (80.89%), reflecting balanced credit-deposit position.

Low CD Ratio Districts (Below 40%): Districts with CD ratio below 40% include Singrauli (12.72%), Mauganj (24.33%), Anuppur (32.51%), Niwari (32.84%) and Umaria (34.58%). These districts require focused intervention for improving credit flow and financial inclusion.

Overall, while a large number of districts maintain healthy CD ratios, special attention is needed in low-performing districts to enhance credit penetration and productive deployment of banking resources.

Districts with High CD Ratio (Above 100%)

As on 31 March 2026, the district-wise Credit Deposit (CD) Ratio in Madhya Pradesh shows a mixed trend across districts. A total of 24 districts have maintained a CD ratio above 100%, indicating strong credit deployment compared to deposits mobilized. Major districts in this category include Agar-Malwa (228.50), Shajapur (184.49), Rajgarh (170.21), Raisen (144.08), Harda (141.69), Ratlam (135.23), Dewas (135.05), Sehore (129.60), and Indore (102.43), reflecting healthy credit absorption and active lending.

Districts with Moderate to Low CD Ratio (CD ratio between 60% and 100%)

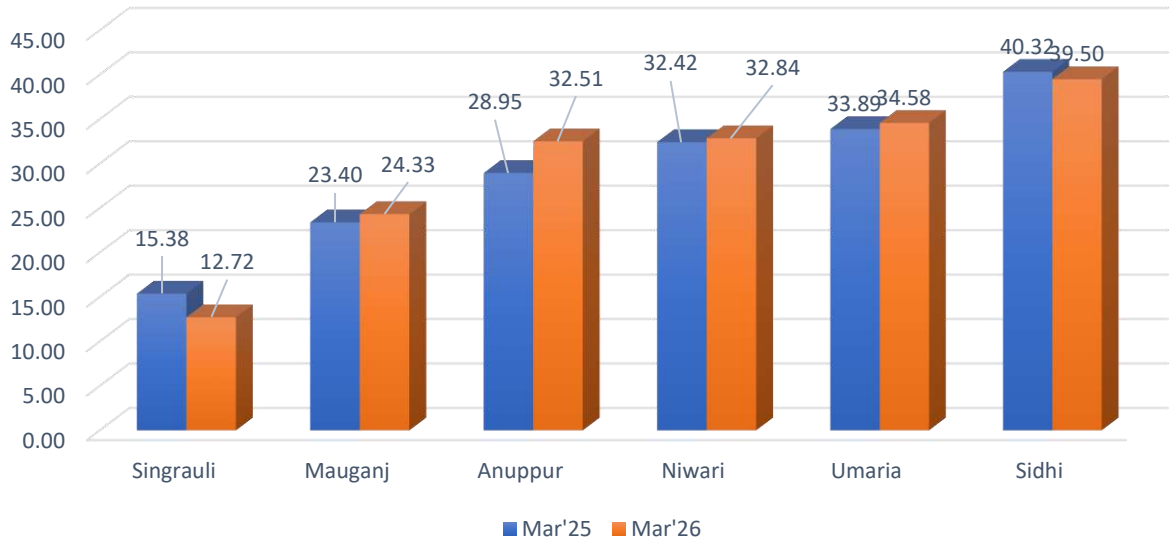
In the moderate category (CD ratio between 60% and 100%), 26 districts fall in this range, including Bhopal (74.52), Gwalior (69.29), Chhindwara (80.89), Burhanpur (87.81), Morena (87.23), Seoni (83.50), and Sagar (64.23). These districts show balanced credit-deposit performance but still have scope for improving credit expansion.

Districts with Low CD Ratio (Below 40%)

The districts reporting CD ratio below 40% as on March 31, 2026 in Madhya Pradesh were Singrauli (12.72%), Mauganj (24.33%), Anuppur (32.51%), Niwari (32.84%), Umaria (34.58%) and Sidhi (39.50%). Among these, Singrauli recorded the lowest CD ratio and also witnessed further decline from the previous year.

These consistently low CD ratios indicate lower credit deployment against deposit mobilization in these districts.

Low CD Ratio Districts



AGENDA NO-2

REVIEW OF CREDIT DISBURSEMENT BY BANKS

2.1 ACHIEVEMENT UNDER ACP OF THE STATE FY 2025-26

Number in lakh & amount in crore

Sr.	Sector	FY 2024-25					FY 2025-26				
		Target		Achievement		Achi. %	Target		Achievement		Achi. %
		No	Amt.	No	Amt.	Amt.	No	Amt.	No	Amt.	Amt.
1	Agriculture	75.92	135459	65.62	120322	88.83	85.56	146034	65.23	135508	92.79
1a	Farm Credit	74.97	116682	65.08	99118	84.95	84.72	120931	64.51	106889	88.39
1b	Crop Loan	46.34	80871	46.2	71519	88.44	59.01	87570	47.16	72441	82.72
1c	Agri Infra	0.14	1679	0.04	1143	68.08	0.07	1726	0.05	1323	76.65
1d	Ancillary Activity	0.81	17098	0.5	20061	117.33	0.77	23377	0.67	27297	116.77
2	MSME	11.32	111066	8.52	107142	96.47	9.83	133971	8.57	134794	100.61
3	Export Credit	0	432	0	223	51.62	0	251	0.00	24	9.36
4	Education	0.28	468	0.25	484	103.42	0.34	577	0.30	596	103.31
5	Housing	1.09	5998	1	5363	89.41	1.23	8196	1.18	6520	79.55
6	Social infra	0.07	213	0	129	60.56	0.01	142	0.00	133	93.98
7	Renewable	0.05	84	0.07	162	192.86	0.01	186	0.42	811	435.97
8	Others	7.37	5258	3.92	4730	89.96	4.86	4386	2.81	6142	140.03
9	Total Priority	96.1	258978	79.38	238554	92.11	101.84	293743	78.51	284527	96.86
10	Total NPS	18.27	99645	23.09	200767	201.48	25.33	125366	26.54	221197	176.44
11	Total Credit Plan	114.37	358623	102.46	439320	122.50	127.17	419109	105.04	505724	120.67

1. Agriculture Sector : During FY 2025–26, banks in Madhya Pradesh disbursed ₹1,35,508 crore under the Agriculture sector against the annual target of ₹1,46,034 crore, achieving 92.79% of the financial target. Within the sector, Farm Credit achieved 88.39%, Crop Loan 82.72%, and Agri Infrastructure 76.65%, indicating scope for improvement in these segments. However, Ancillary Activities performed strongly with 116.77% achievement, exceeding the target.
2. MSME Sector: During FY 2025–26, banks achieved 100.61% of the MSME sector target by disbursing ₹1,34,794 crore against the target of ₹1,33,971 crore. The sector surpassed its annual target, reflecting strong credit support to micro, small and medium enterprises.
3. Export Credit: During FY 2025–26, Export Credit remained a low-performing segment. Against the target of ₹251 crore, banks disbursed only ₹24 crore, achieving merely 9.36%, indicating the need for focused efforts to improve export financing.

4. Education Sector: During FY 2025–26, banks disbursed ₹596 crore under Education loans against the target of ₹577 crore, achieving 103.31%. The sector performed satisfactorily and exceeded the annual target.
5. Housing Sector: During FY 2025–26, banks disbursed ₹6,520 crore under Housing loans against the target of ₹8,196 crore, achieving 79.55%. The sector remained below the annual target and requires additional focus.
6. Social Infrastructure: During FY 2025–26, banks disbursed ₹133 crore under Social Infrastructure against the target of ₹142 crore, achieving 93.98%. The sector performed close to the target.
7. Renewable Energy: During FY 2025–26, Renewable Energy emerged as one of the best-performing sectors. Against the target of ₹186 crore, banks disbursed ₹811 crore, achieving an outstanding 435.97%.
8. Non-Priority Sector: During FY 2025–26, banks achieved 176.44% under Non-Priority Sector lending by disbursing ₹2,21,197 crore against the target of ₹1,25,366 crore, reflecting strong credit expansion.
9. Overall ACP Performance (FY 2025–26): During FY 2025–26, banks in Madhya Pradesh achieved 120.67% of the Annual Credit Plan by disbursing ₹5,05,724 crore against the target of ₹4,19,109 crore, indicating robust overall credit growth across sectors.

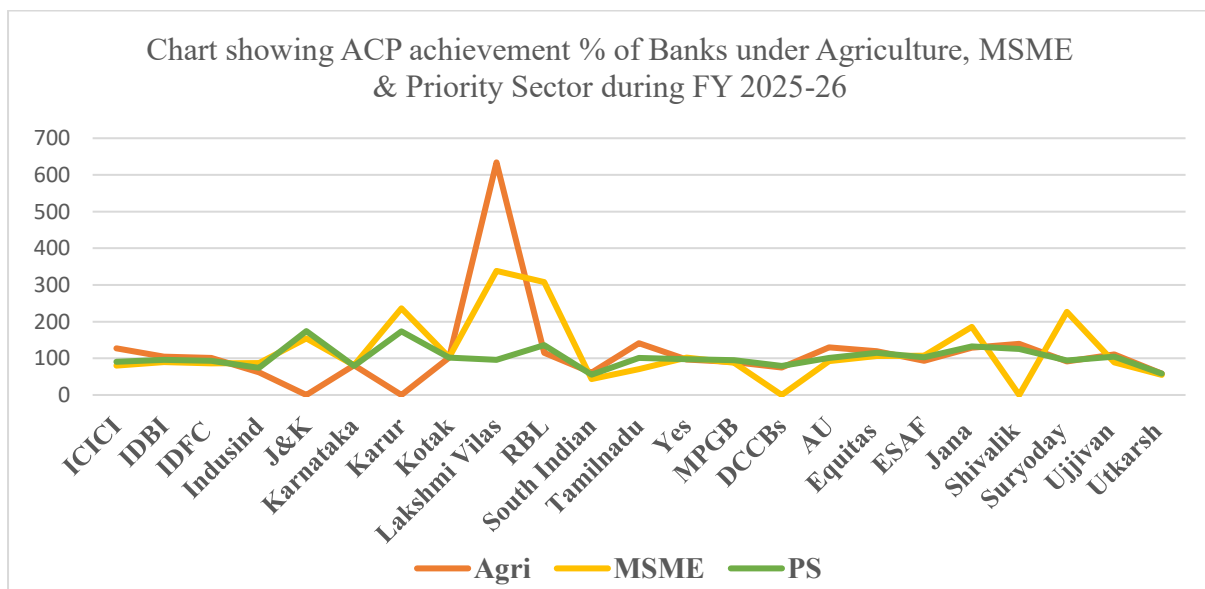
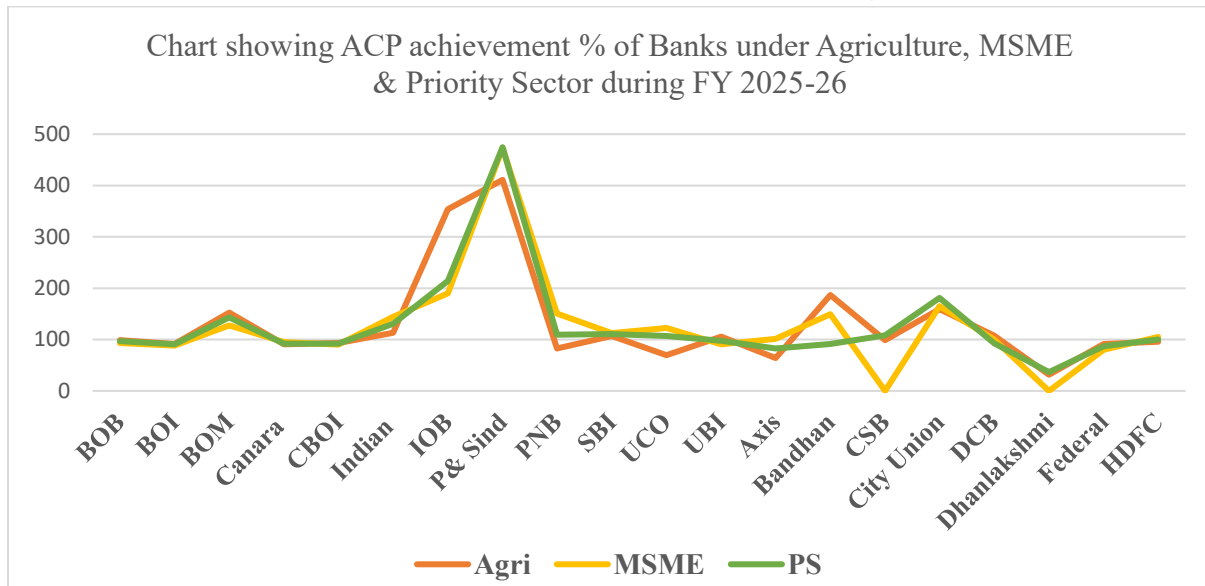
2.2 Agency wise status of ACP Achievement

March 31, 2026

Amount in crore

Bank Type	Agriculture			MSME			Priority Sector		
	Target	Achi.	Achi.%	Target	Achi.	Achi.%	Target	Achi.	Achi.%
PSBs	62,273	61,969	99.51	58,564	63,829	108.99	1,26,573	1,32,104	104.37
PVTs	41,123	38,857	94.49	67,873	64,837	95.53	1,13,447	1,05,743	93.21
RRBs	9,472	8,479	89.52	2,747	2,412	87.81	13,760	13,005	94.51
Co-Ope.	29,717	22,338	75.17	1,128	0	0.00	31,294	24,781	79.19
SFBs	3,461	3,865	111.67	3,658	3,715	101.55	8,514	8,895	104.48
Total	146,046	135,508	92.78	133971	134794	100.61	293587	284527	96.91

2.3 Achievement % under Annual Credit Plan by banks FY 2025-26



AGENDA NO-3

RELEASE OF ANNUAL CREDIT PLAN FY 2026-27

3.1 HIGHLIGHTS

amount in crores

Sr.	Sector	No of A/cs	Amount (in cr.)	% Share to total credit plan outlay
1	Farm Credit	8519547	128866	25.73%
1a	Out of Farm Credit	6241484	88638	17.70%
1b	Agriculture Term Loan	2278063	40228	8.03%
2	Agriculture Infrastructure	7086	1847	0.37%
3	Ancillary Activity	119201	34405	6.87%
4	Total Agriculture (1+2+3)	8645834	165117	32.97%
5	Total MSME (5a+5b+5c+5d+5e)	979159	162967	32.54%
5a	Micro Enterprises	892583	82113	16.39%
5b	Small Enterprises	43259	53157	10.61%
5c	Medium Enterprises	9106	26488	5.29%
5d	KVIC	3978	229	0.05%
5e	Other under MSME	30233	981	0.20%
6	Export Credit	1163	158	0.03%
7	Education	40550	709	0.14%
8	Housing	135914	8541	1.71%
9	Social Infrastructure	12130	202	0.04%
10	Renewal Energy	110332	1360	0.27%
11	Other Priority Sector	340748	6861	1.37%
12	Total Priority Sector	10265830	345915	69.06%
13	Non-Priority Sector	2794917	154941	30.94%
14	Total Credit Plan	13060747	500856	100.00%
15	Weaker Section	4586572	87297	17.43%

The Annual Credit Plan envisages a total credit outlay of ₹5,00,856 crore covering 1.30 crore accounts across various sectors of the economy. Out of the total allocation, Priority Sector advances constitute a major share of ₹3,45,915 crore, accounting for 69.06% of the total credit plan, while Non-Priority Sector credit stands at ₹1,54,941 crore with a share of 30.94%.

Agriculture continues to remain the key focus area with a total allocation of ₹1,65,117 crore covering over 86 lakh accounts, contributing 32.97% to the overall credit plan. Within agriculture, Crop Loans account for ₹88,638 crore (17.70%), while Agriculture Term Loans contribute ₹40,228 crore (8.03%). Ancillary activities and Agriculture Infrastructure have also been provided due emphasis with allocations of ₹34,405 crore and ₹1,847 crore respectively. The

MSME sector has been accorded significant importance with a total planned credit of ₹1,62,967 crore, representing 32.54% of the overall outlay across 9.79 lakh accounts. Micro Enterprises dominate the segment with ₹82,113 crore allocation, followed by Small Enterprises at ₹53,157 crore and Medium Enterprises at ₹26,488 crore, highlighting continued focus on employment generation and entrepreneurship development.

Under other priority sectors, Housing received an allocation of ₹8,541 crore, Renewable Energy ₹1,360 crore, Education ₹709 crore, Social Infrastructure ₹202 crore, and Export Credit ₹158 crore. Credit support to Weaker Sections has also been prioritized with an allocation of ₹87,297 crore, accounting for 17.43% of the total credit plan.

Overall, the credit plan reflects a balanced and inclusive approach with strong emphasis on agriculture, MSMEs, financial inclusion, and sustainable economic development.

AGENCY WISE ACP TARGETS

amt. in crore
(FY 2026-27)

Sr.	Banks	Agriculture		Crop Loans		MSME		Priority Sector	
		Target	Allotment %	Target	Allotment %	Target	Allotment %	Target	Allotment %
1	Public Sector Banks	73983	45%	41107	46%	76638	47.0%	157719	46%
2	Private Sector Banks	48212	29%	11246	13%	78752	48.3%	130394	38%
3	Commercial Banks (PSB+PVTs)	122195	74%	52353	59%	155390	95.4%	288113	83%
4	Regional Rural Banks	11198	7%	9549	11%	3374	2.1%	16430	5%
5	Cooperative Banks	27288	17%	26615	30%	0	0.0%	31183	9%
6	Small Finance Banks	4436	3%	121	0%	4203	2.6%	10189	3%
7	Total	165117	100%	88638	100%	162967	100.0%	345915	100%

COMPARISON OF ANNUAL CREDIT PLAN WITH PLP OF NABARD

Sr.	Sector	PLP NABARD	Total Credit Plan 2026-27	ACP % of PLP
A	Farm Credit	179590	128866	72%
1	Crop Loans (out of Farm Credit)	126970	88638	70%
2	Term Loan	52620	40228	76%
B	Agriculture Infrastructure	6462	1847	29%
C	Ancillary Activity	22692	34405	152%
I	Agriculture	208744	165117	79%
II	MSMEs	146269	162967	111%
III	Export Credit	1424	158	11%
IV	Education	1509	709	47%
V	Housing	8079	8541	106%
VI	Social Infrastructure	2223	202	9%
VII	Renewal Energy	1058	1360	128%
VIII	Other	6078	6861	113%
Total Priority Sector		375384	345915	92%

The Total Priority Sector Credit Plan for FY 2026-27 has been projected at ₹3,45,915 crore against the potential of ₹3,75,384 crore estimated by NABARD under the Potential Linked Plan (PLP). Overall, the Annual Credit Plan (ACP) constitutes 92% of the PLP, reflecting a better alignment of banking sector credit deployment with the developmental potential accessed by NABARD.

The Agriculture sector continues to receive major focus, with a total credit plan of ₹1,65,117 crore against a PLP potential of ₹2,08,744 crore, achieving 79% coverage. Farm Credit accounts for the largest share within Agriculture, with a credit projection of ₹1,28,866 crore against PLP of ₹1,79,590 crore, covering 72% of the potential.

Within Farm Credit, Crop Loans are projected at ₹88,638 crore, constituting around 70% of the assessed potential and Agriculture Term Loans show comparatively better coverage at 76%, indicating emphasis on long-term agricultural investments. Ancillary Activities recorded an impressive ACP of 152% over PLP, reflecting strong banking support towards allied agricultural activities such as dairy, poultry, fisheries, and agri-based enterprises.

The MSME sector has emerged as a major growth driver with a credit projection of ₹1,62,967 crore, exceeding the assessed potential of ₹1,46,269 crore and achieving 111% of PLP.

ANNUAL CREDIT PLAN COMPARISION

Amount in crore

Sr.	Sector	ACP 2025-26	Disbursement			ACP Achievement % 2025-26	ACP 2026-27
			2023-24	2024-25	2025-26		
1	Farm Credit	120931	89920	99118	106889	88.4%	128866
1a	Crop loans	87570	63730	71519	72441	82.7%	88638
1b	Agriculture Term Loan	33360	26190	27599	34448	103.3%	40228
2	Agriculture Infrastructure	1726	1006	1143	1323	76.6%	1847
3	Ancillary Activity	23377	16331	20061	27296	116.8%	34405
4	Total Agriculture	146034	107257	120322	135508	92.8%	165117
5	MSME	133971	99884	107142	134794	100.6%	162967
6	Education	577	408	484	596	103.3%	709
7	Housing	8196	399	5363	6520	79.5%	8541
8	Export Credit	251	5447	223	24	9.4%	158
9	Social Infrastructure	142	101	129	133	94.0%	202
10	Renewal Energy	186	1	162	811	436.0%	1360
11	Other Priority	4386	4979	4730	6142	140.0%	6861
12	Total Priority Sector	293744	218476	238554	284527	96.9%	345915
13	Non-Priority Sector	125366	177181	200767	221197	176.4%	154941
14	Total Credit Plan	419110	395657	439321	505725	120.7%	500856

AGENDA NO- 4

PROGRESS UNDER OTHER GOVERNMENT SPONSORED SCHEMES

4.1 MUKHYA MANTRI UDHYAM KRANTI YOJANA

As on 31.03.2026

No. in actual

Sr.	Bank Name	Target	Application Received	Sanctioned	Disbursed	Rejected	Pending	Sanction% over Target	Disbursed % over Target
1	Bank of India	455	2552	1828	1749	385	339	401.76	384.40
2	Union Bank	405	2102	1601	1531	174	327	395.31	378.02
3	Indian Overseas Bank	64	235	167	164	20	48	260.94	256.25
4	Punjab National Bank	402	1644	989	953	397	258	246.02	237.06
5	State Bank of India	1308	5066	2560	2422	486	2020	195.72	185.17
6	Central Bank of India	534	1647	1041	979	486	120	194.94	183.33
7	Idbi Bank Ltd	127	333	247	235	13	73	194.49	185.04
8	Bank of Baroda	273	968	492	465	140	336	180.22	170.33
9	UCO Bank	190	490	312	296	73	105	164.21	155.79
10	Canara Bank	320	718	446	420	67	205	139.38	131.25
11	Bank of Mahaarashtra	198	482	263	248	57	162	132.83	125.25
12	Indian Bank	261	443	216	207	57	170	82.76	79.31
13	Punjab And Sind Bank	55	65	41	34	15	9	74.55	61.82
14	MPGB	1591	1078	911	875	108	59	57.26	55.00
15	HDFC Bank Ltd	441	202	167	142	1	34	37.87	32.20
16	ICICI Bank	326	56	36	35	2	18	11.04	10.74
17	Axis Bank Ltd	251	37	21	21	0	16	8.37	8.37
18	Bandhan Bank Ltd	333	7	6	6	0	1	1.80	1.80
19	Federal Bank	17	2	1	0	1	0	5.88	0.00
20	Dhanlaxmi Bank	2	0	0	0	0	0	0.00	0.00
21	Karur Vysya Bank Ltd	4	0	0	0	0	0	0.00	0.00
22	South Indian Bank	3	0	0	0	0	0	0.00	0.00
23	IDFC First Bank Limited	103	3	0	0	0	3	0.00	0.00
24	Yes Bank	59	6	0	0	0	6	0.00	0.00
25	Other Banks	278	0	0	0	0	0	0.00	0.00
TOTAL		8000	18136	11345	10782	2482	4309	141.81	134.78

4.2 SANT RAVIDAS SWAROJGAR YOJANA

As on 31.03.2026

No. in actual

Sr.	Bank Name	Target	Application Received	Sanctioned	Disbursed	Rejected	Pending	Sanction% over Target	Disbursed % over Target
1	Bank of India	112	727	301	290	241	185	268.75	258.93
2	Indian Overseas Bank	16	69	43	40	9	17	268.75	250.00
3	Punjab National Bank	103	498	239	229	154	105	232.04	222.33
4	Union Bank	94	467	208	192	64	195	221.28	204.26
5	Bank of Baroda	64	345	133	124	73	139	207.81	193.75
6	State Bank of India	338	1798	688	649	233	877	203.55	192.01
7	Indian Bank	61	213	85	81	39	89	139.34	132.79
8	Central Bank of India	130	394	161	153	190	43	123.85	117.69
9	Bank of Maharashtra	44	122	46	44	22	54	104.55	100.00
10	Canara Bank	79	173	64	58	38	71	81.01	73.42
11	UCO Bank	50	113	36	33	33	44	72.00	66.00
12	MPGB	428	404	282	273	86	36	65.89	63.79
13	HDFC Bank	109	42	28	24	1	13	25.69	22.02
14	Punjab & Sind Bank	14	19	10	10	8	1	71.43	71.43
15	IDBI Bank	30	24	8	8	6	10	26.67	26.67
16	ICICI Bank	78	7	6	6	0	1	7.69	7.69
22	Axis Bank	60	4	0	0	0	4	0.00	0.00
23	Bandhan Bank	81	2	0	0	0	2	0.00	0.00
20	Other Banks	109	0	0	0	0	0	0.00	0.00
TOTAL		2000	5421	2338	2214	1197	1886	116.90	110.70

4.3 DR. BHIM RAO AMBEDKAR ARTHIK KALYAN YOJANA

As on 31.03.2026

No. in actual

Sr.	Bank Name	Target	Application Received	Sanctioned	Disbursed	Rejected	Pending	Sanction% over Target	Disbursed % over Target
1	Indian Bank	155	556	455	440	22	79	293.55	283.87
2	Bank of Baroda	161	543	436	423	41	66	270.81	262.73
3	Union Bank	238	649	491	482	45	113	206.30	202.52
4	Punjab National Bank	257	615	500	496	84	31	194.55	193.00
5	Bank of India	280	627	471	457	107	49	168.21	163.21
6	State Bank of India	846	1453	1001	984	97	355	118.32	116.31
7	Bank of Mahaarsashtra	112	166	130	130	12	24	116.07	116.07
8	Canara Bank	196	269	220	218	8	41	112.24	111.22
9	Indian Overseas Bank	40	56	44	44	3	9	110.00	110.00
10	Central Bank of India	328	412	303	296	76	33	92.38	90.24
11	UCO Bank	125	150	114	111	15	21	91.20	88.80
12	Punjab & Sind Bank	36	27	24	24	3	0	66.67	66.67
13	MPGB	1067	548	435	427	82	31	40.77	40.02
14	HDFC Bank Ltd	272	41	33	33	0	8	12.13	12.13
15	IDBI Bank Ltd	76	18	7	7	1	10	9.21	9.21
16	Bandhan Bank Ltd	201	5	5	4	0	0	2.49	1.99
17	Axis Bank Ltd	149	3	0	0	0	3	0.00	0.00
18	ICICI Bank	195	1	0	0	0	1	0.00	0.00
19	Yes Bank	34	0	0	0	0	0	0.00	0.00
20	Other Bank	232	0	0	0	0	0	0.00	0.00
Total		5000	6139	4669	4576	596	874	93.38	91.52

4.4 TANTYA MAMA ARTHIK KALYAN YOJANA

As on 31.03.2026

No. in actual

Sr.	Bank Name	Target	Application Received	Sanctioned	Disbursed	Rejected	Pending	Sanction% over Target	Disbursed % over Target
1	Indian Overseas Bank	19	36	30	30	1	5	157.89	157.89
2	Bank of Baroda	204	435	298	295	48	89	146.08	144.61
3	Indian Bank	134	309	195	192	25	89	145.52	143.28
4	Union Bank	242	555	330	311	58	167	136.36	128.51
5	Punjab National Bank	195	440	260	252	140	40	133.33	129.23
6	Bank of India	311	627	399	385	115	113	128.30	123.79
7	State Bank of India	777	1556	702	673	179	675	90.35	86.62
8	Bank of Maharashtra	178	229	148	144	21	60	83.15	80.90
9	Central Bank of India	365	520	280	270	176	64	76.71	73.97
10	UCO Bank	88	110	54	53	33	23	61.36	60.23
11	Canara Bank	167	159	96	96	18	45	57.49	57.49
12	MPGB	1181	999	664	655	291	44	56.22	55.46
13	Punjab & Sind Bank	23	7	5	4	2	0	21.74	17.39
14	IDBI Bank Ltd	91	9	4	4	3	2	4.40	4.40
15	Bandhan Bank Ltd	230	1	1	1	0	0	0.43	0.43
16	Yes Bank	34	0	0	0	0	0	0.00	0.00
17	Axis Bank Ltd	145	3	0	0	0	3	0.00	0.00
18	HDFC Bank Ltd	247	2	0	0	1	1	0.00	0.00
19	ICICI Bank	176	3	0	0	0	3	0.00	0.00
20	Other Banks	193	0	0	0	0	0	0.00	0.00
Total		5000	6000	3466	3365	1111	1423	69.32	67.30

4.5 BHAGWAN BIRSA MUNDA SWAROJGAR YOJANA

As on 31.03.2026

No. in actual

Sr.	Bank Name	Target	Submitted	Sanctioned	Disbursed	Rejected	Pending for Sanction	Sanction% over Target	Disbursed % over Target
1	Bank of India	62	463	171	162	189	103	276.90	262.33
2	State Bank of India	156	1341	383	359	236	722	245.11	229.75
3	Central Bank of India	72	434	163	154	239	32	226.39	213.89
4	Punjab National Bank	39	218	82	79	91	45	208.02	200.41
5	Union Bank	48	329	98	97	61	170	203.82	201.74
6	Bank of Baroda	40	277	88	79	80	109	217.62	195.36
7	Indian Bank	27	122	48	41	13	61	178.79	152.71
8	UCO Bank	18	59	21	20	21	17	117.99	112.37
9	MPGB	224	412	192	178	177	43	85.71	79.46
10	Bank of Mahaarashtra	35	75	23	23	17	35	64.91	64.91
11	Indian Overseas Bank	4	7	2	2	1	4	51.36	51.36
12	ICICI Bank	35	13	13	13	0	0	37.07	37.07
13	IDBI Bank Ltd	18	14	6	6	0	8	33.03	33.03
14	Canara Bank	33	88	11	11	19	58	32.87	32.87
15	Punjab & Sind Bank	5	3	1	1	1	1	21.84	21.84
16	HDFC Bank Ltd	50	13	7	7	1	5	14.14	14.14
18	Axis Bank Ltd	29	6	0	0	0	6	0.00	0.00
19	Bandhan Bank Ltd	33	0	0	0	0	0	0.00	0.00
20	Other Banks	71	0	0	0	0	0	0.00	0.00
Total		1000	3874	1309	1232	1146	1419	124.20	115.10

4.6 VIMUKT GHUMANTU ARDHGHUMANTU SWAROJGAR YOJANA

As on 31.03.2026

No. in actual

Sr.	Bank Name	Target	Application Submitted	Sanctioned	Disbursed	Rejected	Pending for Sanction	Sanction % over Target	Disbursed % over Target
1	Punjab National Bank	52	83	30	27	29	24	57.69	51.92
2	Bank of Baroda	39	47	22	20	7	18	56.41	51.28
3	Central Bank of India	63	113	30	28	68	15	47.62	44.44
4	Bank of Mahaarashtra	24	13	7	7	4	2	29.17	29.17
5	Union Bank	43	56	12	9	5	39	27.91	20.93
6	UCO Bank	27	41	6	4	25	10	22.22	14.81
7	State Bank of India	170	229	25	22	23	181	14.71	12.94
8	Indian Overseas Bank	8	4	1	1	0	3	12.50	12.50
9	Bank of India	79	69	9	8	33	27	11.39	10.13
10	MPGB	204	35	10	10	17	8	4.90	4.90
11	Indian Bank	26	21	1	1	5	15	3.85	3.85
12	HDFC Bank	57	4	2	2	0	2	3.51	3.51
13	Canara Bank	41	12	0	0	2	10	0.00	0.00
14	IDBI Bank	18	7	0	0	2	5	0.00	0.00
15	Punjab & Sind Bank	7	7	0	0	7	0	0.00	0.00
16	Other Banks	196	3	0	0	0	0	0.00	0.00
	Total	1054	744	155	139	227	359	14.71	13.19

4.7 PRADHAN MANTRI EMPLOYMENT GENERATION PROGRAMME

As on 31.03.2026

No. in actual, amt. in crores

Sr.	Bank Name	Target		M.M Disbursed		Achi% over Target	Sanctioned by Bank pending for M.M. Claim		Referred back for rectification		Pending at bank credit decision	
		No.	M.M.	No.	M.M.		No.	M.M.	No.	M.M.	No.	M.M.
1	Central Bank of India	195	7.26	344	20.70	285	127	5.21	267	12.41	230	8.82
2	Union Bank of India	195	7.26	270	12.77	176	57	1.63	162	6.33	3	0.23
3	State Bank of India	252	9.38	377	14.60	156	114	2.15	99	2.31	0	0.00
4	MPGB	225	8.37	158	4.73	139	84	1.96	116	2.69	213	5.93
5	IDBI Bank	28	1.04	21	1.31	126	12	0.74	26	1.03	32	1.77
6	UCO Bank	37	1.38	41	1.57	114	17	0.42	30	0.72	0	0.00
7	Bank of India	193	7.18	220	7.30	102	73	2.07	147	4.27	2	0.03
8	IOB	34	1.27	23	1.27	101	10	0.61	23	1.08	0	0.00
9	PNB	195	7.26	180	6.95	96	61	1.29	203	6.06	14	0.55
10	Bank of Baroda	193	7.18	98	5.47	76	73	2.64	69	2.88	170	6.68
11	Indian Bank	60	2.23	42	1.62	73	30	1.35	57	2.40	0	0.00
12	Canara Bank	194	7.22	78	3.80	53	3	0.05	52	1.43	0	0.00
13	Bank of Maharashtra	95	3.53	25	1.62	46	21	0.37	32	0.83	0	0.00
14	HDFC Bank	32	1.19	3	0.34	29	8	0.42	6	0.84	17	1.41
15	ICICI Bank	32	1.19	1	0.18	15	2	0.31	2	0.15	1	0.09
16	P&Sind Bank	34	1.27	5	0.08	7	2	0.14	4	0.10	3	0.09
17	Axis Bank	2	0.07	0	0.00	0	3	0.04	0	0.00	34	1.41
18	Yes Bank	3	0.11	0	0.00	0	0	0.00	0	0.00	0	0.00
Total		1999	74	1886	84	113	697	21	1295	46	719	27

4.8 PM SVANIDHI STREET VENDOR SCHEME

As on 31.03.2026 (Since Inception)

No. in actual **(15K)**

Sr.	Bank Name	Submitted	Sanctioned	Disbursed	Sanction %	Pending For Sanctioned	Pending For Disbursed	Return by bank
1	State Bank of India	365787	320490	317622	87.62	17878	2868	27419
2	Bank of India	164356	147921	146246	90.00	7333	1675	9102
3	Bank of Baroda	118971	101460	100781	85.28	5207	679	12304
4	Union Bank of India	93417	86182	85498	92.26	1865	684	5370
5	Central Bank of India	83673	76286	75973	91.17	1742	313	5645
6	Punjab National Bank	86690	76225	75788	87.93	2606	437	7859
7	MPGB	46708	41942	40140	89.80	1337	1802	3429
8	Indian Bank	43241	39799	39494	92.04	1060	305	2382
9	Canara Bank	41159	36325	36229	88.26	1732	96	3102
10	Uco Bank	30224	26791	26548	88.64	955	243	2478
11	Bank of Maharashtra	17609	15773	15665	89.57	98	108	1738
12	Indian Overseas Bank	9025	8237	8152	91.27	175	85	613
13	HDFC Bank	9214	5408	5122	58.69	177	286	3629
14	Punjab And Sind Bank	5000	4525	4494	90.50	90	31	385
15	IDBI Bank	5179	3728	3622	71.98	334	106	1117
16	Kotak Mahindra Bank	5360	2260	2161	42.16	1103	99	1997
17	Axis Bank	3585	1527	1452	42.59	1653	75	405
18	ICICI Bank	2014	1300	1298	64.55	133	2	581
19	Au SFB	737	544	544	73.81	22	0	171
20	Bandhan Bank	750	252	252	33.60	168	0	330
21	Idfc First Bank	626	241	240	38.50	147	1	238
22	Utkarsh Small Finance Bank	343	174	167	50.73	158	7	11
23	Karnataka Bank	458	168	103	36.68	167	65	123
24	The Federal Bank	207	144	144	69.57	8	0	55
25	Indusind Bank	896	113	62	12.61	709	51	74
	Other Bank	659	229	224	34.75	212	5	218
	Total	1135888	998044	988021	87.86	47069	10023	90775

As on 31.03.2026 (Since Inception)

No. in actual (25K)

Sr.	Bank Name	Application	Sanctioned	Disbursed	Sanction %	Pending For Sanction	Pending For Disburse	Return by Bank
1	State Bank of India	189834	147154	144136	77.52%	10088	3018	32592
2	Bank of India	76718	69458	68495	90.54%	2028	963	5232
3	Union Bank of India	45185	40853	40568	90.41%	393	285	3939
4	Central Bank of India	45813	36299	36089	79.23%	2045	210	7469
5	Bank of Baroda	40435	34643	34353	85.68%	1065	290	4727
6	Punjab National Bank	37002	30698	30389	82.96%	1223	309	5081
7	Canara Bank	25059	19579	19434	78.13%	1159	145	4321
8	Indian Bank	25573	19577	19122	76.55%	899	455	5097
9	MPGB	20994	17020	16010	81.07%	592	1010	3382
10	UCO Bank	12808	11126	11022	86.87%	254	104	1428
11	Bank of Maharashtra	7763	6982	6906	89.94%	96	76	685
12	Indian Overseas Bank	5103	4462	4403	87.44%	72	59	569
13	Punjab & Sind Bank	2536	2244	2197	88.49%	25	47	267
14	IDBI Bank	1788	1442	1400	80.65%	61	42	285
15	HDFC Bank	2065	1022	965	49.49%	47	57	996
16	Kotak Mahindra Bank	1446	635	309	43.91%	483	326	328
17	Axis Bank	242	158	143	65.29%	77	15	7
18	ICICI Bank	307	131	131	42.67%	44	0	132
19	AU SFB	166	111	111	66.87%	4	0	51
20	Utkarsh SFB	73	65	56	89.04%	5	9	3
21	IDFC	156	57	56	36.54%	50	1	49
22	Federal	71	53	53	74.65%	4	0	14
23	Karnataka	68	44	20	64.71%	21	24	3
24	Bandhan Bank	157	24	24	15.29%	34	0	99
25	Other Banks	153	41	36	26.80%	70	5	42
	Total	541515	443878	436428	81.97%	20839	7450	76798

As on 31.03.2026 (Since Inception)

No. in actual (50K)

Sr.	Bank Name	Application	Sanctioned	Disbursed	Sanction %	Pending For Sanction	Pending For Disburse	Return by bank
1	State Bank of India	59749	44222	42900	74.01%	5183	1322	10344
2	Bank of India	25291	22257	21541	88.00%	1185	716	1849
3	Union Bank of India	13058	11804	11693	90.40%	237	111	1017
4	Central Bank of India	17622	10824	10526	61.42%	1253	298	5545
5	Punjab National Bank	13026	10215	10035	78.42%	527	180	2284
6	Canara Bank	12201	8634	8500	70.76%	681	134	2886
7	Bank of Baroda	9574	8235	8136	86.01%	463	99	876
8	MPGB	7705	6955	6611	90.27%	204	344	546
9	Indian Bank	8111	6929	6788	85.43%	360	141	822
10	UCO Bank	3765	3455	3398	91.77%	77	57	233
11	Bank of Maharashtra	2589	2376	2335	91.77%	48	41	165
12	Indian Overseas Bank	2220	1966	1927	88.56%	35	39	219
13	Punjab & Sind Bank	1048	928	888	88.55%	9	40	111
14	IDBI Bank	698	587	561	84.10%	18	26	93
15	HDFC Bank	564	338	217	59.93%	40	121	186
16	ICICI Bank	74	42	41	56.76%	24	1	8
17	Kotak Mahindra Bank	176	33	33	18.75%	123	0	20
18	Au SFB	37	28	28	75.68%	5	0	4
19	Federal Bank	29	18	18	62.07%	0	0	11
20	Axis Bank	44	17	17	38.64%	25	0	2
21	Other Banks	74	45	40	60.81%	21	5	8
	Total	177655	139908	136233	78.75%	10518	3675	27229

4.9 AGRICULTURE INFRASTRUCTURE FUND

As on 31.03.2026

Amount in crores

Sr.	Bank	Target	Achieved	Achi%
1	Punjab and Sind Bank	7	20	302
2	Central Bank of India	294	749	255
3	IDBI Bank	7	13	200
4	IDFC FIRST Bank .	3	6	178
5	State Bank of India	616	1017	165
6	Bank of India	287	348	121
7	Punjab National Bank	241	224	93
8	UCO Bank	85	73	86
9	Union Bank of India	124	54	43
10	Indian Bank	82	33	40
11	MPGB	163	57	35
12	Indian Overseas Bank	10	3	31
13	Bank of Baroda	271	80	30
14	Bank of Maharashtra	196	59	30
15	Axis Bank	65	18	28
16	AU Small Finance Bank	39	11	27
17	Canara Bank	323	78	24
18	Kotak Mahindra Bank	29	7	23
19	ICICI Bank	55	11	20
20	HDFC Bank	241	37	15
21	Karnataka Bank	3	0	15
22	IndusInd Bank	3	0	0
23	DCCBs Bank	52	0	0
24	Federal Bank	3	0	0
25	Yes Bank	16	0	0
26	Other Banks	0	2	-
Total		3215	2900	90

4.10 NATIONAL RURAL LIVELIHOOD MISSION

As on 31.03.2026

No in actual amount in crores

Sr.	Bank Name	Target		Achieved		Achi%	
		Total SHGs	Disbursed Amt.	Total SHGs	Disbursed Amt.	Total SHGs	Disbursed Amt.
1	Punjab & Sind Bank	50	0.40	122	2	244.00	589.45
2	HDFC Bank	7400	223	17113	647	231.26	290.87
3	UCO Bank	1520	17	1419	45	93.36	267.74
4	Indian Overseas Bank	110	2	118	3	107.27	153.07
5	Central Bank of India	20300	424	25708	646	126.64	152.48
6	MPGB	109120	2204	93654	2340	85.83	106.15
7	Bank of India	11140	247	9732	238	87.36	96.44
8	Bank of Maharashtra	5470	176	5677	161	103.78	91.82
9	Indian Bank	5700	72	3372	65	59.16	89.90
10	Punjab National Bank	7260	154	5561	135	76.60	87.53
11	Bank of Baroda	2950	59	2103	43	71.29	72.39
12	State Bank of India	27000	400	10705	286	39.65	71.38
13	Canara Bank	2760	55	1703	34	61.70	62.56
14	ICICI Bank	1940	58	518	18	26.70	31.60
15	Union Bank of India	11080	202	2589	40	23.37	19.94
16	IDBI Bank	200	8	20	0	10.00	4.39
	Grand Total	214000	4300	180114	4704	84.17	109.39

4.11 PRADHAN MANTRI FORMLIZATION OF MICRO FOOD PROCESSING ENTERPRISES

As on 31.03.2026

No. in actuals

Sr.	Bank	Target	Submitted	Pending	Sanctioned	Sanction% over Target	Disbursed	Rejected
1	Bank of India	510	2309	398	1021	200.20%	804	890
2	Uco Bank	185	538	74	351	189.73%	251	113
3	Indian Overseas Bank	55	125	38	67	121.82%	47	20
4	IDBI Bank	112	235	54	125	111.61%	104	56
5	Central Bank of India	516	1523	293	569	110.27%	420	661
6	Bank of Baroda	298	814	198	325	109.06%	214	291
7	State Bank of India	1300	3963	855	1282	98.62%	976	1826
8	Union Bank of India	410	1082	238	383	93.41%	253	461
9	Bank of Maharashtra	195	365	59	166	85.13%	133	140
10	Punjab National Bank	431	1073	236	343	79.58%	274	494
11	Canara Bank	310	557	101	238	76.77%	181	218
12	Punjab & Sind Bank	41	43	8	27	65.85%	20	8
13	MPGB	1200	1891	394	774	64.50%	537	723
14	Indian Bank	225	352	74	139	61.78%	80	139
15	City Union Bank	3	1	0	1	33.33%	1	0
16	HDFC Bank	360	409	181	116	32.22%	94	112
17	Kotak Mahindra Bank	20	23	19	4	20.00%	4	0
18	Equitas SFB	13	3	2	1	7.69%	1	0
19	ESAF SFB	16	11	8	1	6.25%	0	2
20	ICICI Bank	236	51	11	11	4.66%	9	29
21	Au SFB	50	21	11	2	4.00%	2	8
22	Yes Bank	42	6	5	1	2.38%	1	0
23	Axis Bank	150	45	43	2	1.33%	0	0
24	IDFC First Bank	80	19	9	1	1.25%	1	9
25	Bandhan Bank	150	18	18	0	0.00%	0	0
26	Indusind Bank	92	13	13	0	0.00%	0	0
	TOTAL	7000	15490	3340	5950	85.00%	4407	6200

4.12 AHDF: ISSUANCE OF KCC TO ANIMAL HUSBANDRY

As on 31.03.2026

No in actuals

Sr.	Bank Name	Received	Sanctioned	Rejected	Pending	Sanction% over received
1	Bank of India	168239	108330	59222	687	64.39
2	Cooperative Bank	123557	78092	39892	5573	63.20
3	Punjab National Bank	33422	20880	11867	675	62.47
4	Central Bank of India	72908	41932	30030	946	57.51
5	UCO Bank	18769	10063	8699	7	53.62
6	Bank of Maharashtra	16244	8335	7860	49	51.31
7	Canara Bank	11886	6051	5478	357	50.91
8	State Bank of India	184894	94090	88257	2547	50.89
9	Bank of Baroda	24738	12153	11764	821	49.13
10	Indian Bank	22190	10749	11412	29	48.44
11	Union Bank of India	34893	16528	16719	1646	47.37
12	Punjab & Sind Bank	1758	634	930	194	36.06
13	Indian Overseas Bank	1859	510	686	663	27.43
14	IDBI Bank	1047	287	697	63	27.41
	Grand Total	716404	408634	293513	14257	57.04

4.13 AHDF: ISSUANCE OF KCC TO FISHERIES

As on 31.03.2026

No in actuals

Sr.	Bank Name	Applications Accepted	Sanctioned	Rejected	Pending	Sanction % over received
1	Bank of Maharashtra	2822	1753	1068	1	62.12
2	UCO Bank	2070	1241	827	2	59.95
3	Indian Bank	5727	2514	3177	36	43.90
4	Bank of India	26510	17844	8434	232	67.31
5	State Bank of India	39119	23630	15033	456	60.41
6	Central Bank of India	12526	8696	3647	183	69.42
7	Cooperative Bank	73280	50791	21385	1104	69.31
8	Bank of Baroda	5804	2918	2742	144	50.28
9	Punjab National Bank	5657	3870	1615	172	68.41
10	Canara Bank	1101	670	364	67	60.85
11	Union Bank of India	6949	3339	3103	507	48.05
12	IDBI Bank Ltd.	477	309	119	49	64.78
13	Punjab & Sind Bank	135	35	81	19	25.93
14	Indian Overseas Bank	113	56	29	28	49.56
	Grand Total	182290	117666	61624	3000	64.55

4.14 PM VISHWAKARMA

As on 31.03.2026

No in actuals

Sr.	Bank Name	Received	Sanctioned	Disbursed	Pending	Rejected	NP A	Sanction % over Received
1	State Bank of India	56957	20818	19158	2634	33505	2313	36.55
2	Bank of India	19514	8146	7659	1311	10057	793	41.74
3	Punjab National Bank	14962	7055	6802	259	7648	2283	47.15
4	Bank of Baroda	13294	4812	4058	1173	7309	232	36.20
5	Union Bank of India	12267	4004	3296	456	7807	149	32.64
6	Central Bank of India	12290	2816	2279	662	8812	70	22.91
7	Indian Bank	7015	2742	2637	260	4013	246	39.09
8	Bank of Maharashtra	3403	1910	1687	36	1457	136	56.13
9	Uco Bank	3556	1556	1523	125	1875	11	43.76
10	Canara Bank	2632	1036	819	226	1370	56	39.36
11	MPGB	5449	1016	464	497	3936	0	18.65
12	Punjab & Sind Bank	407	184	176	14	209	17	45.21
13	Indian Overseas Bank	430	173	158	35	222	10	40.23
14	IDBI Bank	662	90	87	17	555	0	13.60
15	HDFC Bank	1003	71	57	124	808	2	7.08
16	Kotak Mahindra Bank	218	65	59	63	90	5	29.82
17	ICICI Bank	224	32	31	25	167	0	14.29
18	Axis Bank	425	20	20	380	25	0	4.71
19	Yes Bank	98	10	9	1	87	1	10.20
20	Au Small Finance Bank	743	6	5	2	735	1	0.81
21	Indusind Bank	340	4	0	323	13	0	1.18
22	Karnataka Bank	19	2	0	15	2	0	10.53
	Other Bank	165	0	0	117	48	0	0.00
	Grand Total	156073	56568	50984	8755	90750	6325	36.24

4.15 DR BHIMRAO AMBEDKAR KAMDHENU YOJANA

As on 31.03.2026

No in actuals

Sr.	Name of Bank	Targets	Picked	Approved	Rejected
1	Central Bank of India	75	148	26	26
2	Canara Bank	75	83	24	16
3	IDBI Bank	30	63	19	18
4	State Bank of India	125	265	18	68
5	Bank of India	75	111	12	25
6	MPGB	125	86	9	20
7	Punjab National Bank	70	40	8	9
8	Bank of Baroda	55	30	5	4
9	Union Bank of India	70	47	4	13
10	Indian Bank	55	29	3	7
11	UCO Bank	35	25	3	5
12	Axis Bank	2	4	0	0
13	Bank of Maharashtra	30	16	0	11
14	HDFC	45	17	0	8
15	ICICI Bank	45	0	0	0
16	Indian Overseas Bank	30	15	0	3
17	Punjab and Sindh Bank	40	6	0	3
	TOTAL	1008	985	131	236

4.16 ISS PMAY scheme

As on 31.03.2026

No in actuals

Sr.	Bank Name	Received	Status of Received				Status of Verified		
			Verified	Pending for Verification			Pending at Other Stages	CNA Approved	% of CNA Approved
				Home Loan (Yes)	Home Loan (No)	Total			
1	HDFC	1,255	684	48	523	571	120	564	44.94%
2	Jana SFB	307	205	53	49	102	86	119	38.76%
3	SBI	2,076	931	108	1,037	1,145	201	730	35.16%
4	CBOI	434	196	8	230	238	92	104	23.96%
5	RBL Bank	50	15	17	18	35	6	9	18.00%
6	Bandhan	1,023	236	150	637	787	67	169	16.52%
7	MPGB	834	323	94	417	511	195	128	15.35%
8	IOB	121	27	6	88	94	9	18	14.88%
9	Indusind	95	16	3	76	79	2	14	14.74%
10	Equitas	51	15	2	34	36	8	7	13.73%
11	Au SFB	826	192	194	440	634	112	80	9.69%
12	BOM	441	119	36	286	322	78	41	9.30%
13	DCB Bank	68	12	19	37	56	6	6	8.82%
14	Yes Bank	119	9	1	109	110	-	9	7.56%
15	UCO Bank	605	89	27	489	516	51	38	6.28%
16	Canara	1,153	87	41	1,025	1,066	17	70	6.07%
17	Ujjivan	76	15	1	60	61	11	4	5.26%
18	UBI	993	48	33	912	945	20	28	2.82%
19	BOB	2,012	105	41	1,866	1,907	49	56	2.78%
20	BOI	1,674	89	74	1,511	1,585	48	41	2.45%
21	Axis Bank	1,083	35	55	993	1,048	10	25	2.31%
22	IDFC Bank	235	66	42	127	169	61	5	2.13%
23	PNB	999	60	51	888	939	43	17	1.70%
24	Indian	565	35	16	514	530	29	6	1.06%
25	IDBI	263	16	4	243	247	14	2	0.76%
26	ICICI	586	2	119	465	584	1	1	0.17%
27	PSB	129	6	3	120	123	6	-	0.00%
28	ESAF	21	-	1	20	21	-	-	0.00%
29	SouthIndian	10	-	-	10	10	-	-	0.00%
30	Shivalik	10	5	1	4	5	5	-	0.00%
31	Suryoday	9	-	-	9	9	-	-	0.00%
32	Federal	6	-	1	5	6	-	-	0.00%
33	Karnataka	6	-	1	5	6	-	-	0.00%
34	CSB Bank	5	-	-	5	5	-	-	0.00%
35	Utkarsh SFB	5	-	1	4	5	-	-	0.00%
36	DBS Bank	4	-	-	4	4	-	-	0.00%
37	Karurvyysya	4	1	-	3	3	1	-	0.00%
38	J&K Bank	3	-	-	3	3	-	-	0.00%
	HFCs	17,437	9,404	2,302	5,731	8,033	3,721	5,683	32.59%
	Total	35,593	13,043	3,553	18,997	22,550	5,069	7,974	22.40%

*Pending at other stages (Pending for Annexure7, Geotagging, Submission to HO, Pending at HO, Pending at CNA, etc.)

4.17 Allotment of Government Sponsored Scheme Target for FY 2026-27

Sr	Name of the Scheme	Target (Number)
1	Mukhya Mantri Udyam Kranti Yojana	9000
2	Sant Ravidas Swarojgar Yojana	2000
3	Dr. Bhimrao Ambedkar Arthik Kalyan Yojana	5000
4	Tantya Mama Arthik Kalyan Yojana	5000
5	Bhagwan Birsa Munda Swarojgar Yojana	1000
6	Mukhya Mantri Pichda Varg & Alpsankhyak Udyam Yojana	2000
7	Mukhya Mantri Pichda Varg & Alpsankhyak Swarojgar Yojana	10000
8	Mukhya Mantri Vimukt Ghumantu Aur Ardhghumantu Swarojgar Yojana	1054
9	Dr. Bhimrao Ambedkar Kamdhenu Yojana	1386
10	PMAY ISS 2.0	165000
11	PM SVANidhi (1 st Tranche)	333601
12	PM SVANidhi (2 nd Tranche)	191197
13	PM SVANidhi (3 rd Tranche)	122097
14	Agri Infra Fund (amount)	2200 crore

1. MUKHYA MANTRI UDYAM KRANTI YOJANA

Sr.	Bank Name	Target 2026-27 (Number)
1	State Bank of India	1545
2	MPGB	1040
3	HDFC Bank	719
4	Bandhan Bank	538
5	Punjab National Bank	494
6	Bank of India	484
7	Union Bank of India	474
8	Central Bank of India	453
9	Canara Bank	447
10	ICICI Bank	405
11	Bank of Baroda	377
12	Axis Bank	336
13	Indian Bank	279
14	UCO Bank	228
15	Bank of Maharashtra	218
16	IDBI Bank	175
17	Indusind Bank Limited	172
18	IDFC	153
19	Indian Overseas Bank	90
20	Yes Bank	82
21	Kotak Mahindra Bank	78
22	Punjab and Sind Bank	74
23	Development Credit Bank	40
24	Federal Bank Ltd.	27
25	Ratnakar Bank Ltd. (RBL)	22
26	City Union Bank	13
27	Catholic Syrian Bank	9
28	Karnataka Bank Limited	8
29	Karur Vysya Bank Ltd.	5
30	Lakshmi Vilas Bank	4
31	South Indian Bank	4
32	Tamilnadu Mercantile Bank	4
33	Jammu and Kashmir Bank	2
34	Dhanlaxmi Bank	1
	TOTAL	9000

2. SANT RAVIDAS SWAROJGAR YOJANA

Sr.	Bank Name	Target 2026-27 (Number)
1	Axis Bank Ltd	60
2	Bandhan Bank Ltd	81
3	Bank of Baroda	64
4	Bank of India	112
5	Bank of Maharashtra	44
6	Canara Bank	79
7	Central Bank of India	118
8	HDFC Bank Ltd	109
9	ICICI Bank	78
10	IDBI Bank Ltd	30
11	IDFC Bank	23
12	Indian Bank	61
13	Indian Overseas Bank	16
14	Indusind Bank	30
15	Kotak Mahindra Bank	14
16	MPGB	428
17	Punjab And Sind Bank	14
18	Punjab National Bank	103
19	State Bank of India	338
20	Uco Bank	50
21	Union Bank	94
22	Yes Bank	14
23	AU SFB	40
	Total	2000

3. DR. BHIMRAO AMBEDKAR ARTHIK KALYAN YOJANA

Sr.	Bank Name	Target 2026-27 (Number)
1	Axis Bank Ltd	140
2	Bandhan Bank Ltd	201
3	Bank of Baroda	161
4	Bank of India	280
5	Bank of Mahaarashtra	112
6	Canara Bank	196
7	Central Bank of India	300
8	HDFC Bank Ltd	272
9	ICICI Bank	195
10	IDBI Bank Ltd	76
11	IDFC Bank	58
12	Indian Bank	155
13	Indian Overseas Bank	40
14	Indusind Bank	75
15	Kotak Mahindra Bank	36
16	MPGB	1067
17	Punjab And Sind Bank	36
18	Punjab National Bank	257
19	State Bank of India	846
20	Uco Bank	125
21	Union Bank	238
22	Yes Bank	34
23	AU SFB	100
	Total	5000

4. TANTYA MAMA ARTHIK KALYAN YOJANA

Sr.	Bank Name	Target 2026-27 (Number)
1	State Bank of India	777
2	Central Bank of India	365
3	Bank of India	311
4	Bank of Baroda	204
5	Punjab National Bank	195
6	Bank of Maharashtra	178
7	Indian Bank	134
8	Union Bank of India	242
9	UCO Bank	88
10	Canara Bank	167
11	Punjab and Sind Bank	23
12	Indian Overseas Bank	19
13	MPGB	1181
14	HDFC Bank	247
15	Bandhan Bank	231
16	ICICI Bank	176
17	Axis Bank	145
18	IDBI Bank	91
19	Indusind Bank Limited	72
20	IDFC	60
21	Yes Bank	34
22	Kotak Mahindra Bank	23
23	Development Credit Bank	13
24	Ratnakar Bank Ltd. (RBL)	7
25	Federal Bank Ltd.	5
26	Tamilnadu Mercantile Bank	3
27	Catholic Syrian Bank	2
28	City Union Bank	1
29	Jammu and Kashmir Bank	1
30	Dhanlaxmi Bank	1
31	Karnataka Bank Limited	1
32	Lakshmi Vilas Bank	1
33	Karur Vysya Bank Ltd.	1
34	South Indian Bank	1
	TOTAL	5000

5. BHAGWAN BIRSA MUNDA SWAROJGAR YOJANA

Sr.	Bank Name	Target 2026-27 (Number)
1	State Bank of India	156
2	Central Bank of India	72
3	Bank of India	62
4	Bank of Baroda	40
5	Punjab National Bank	39
6	Bank of Maharashtra	35
7	Indian Bank	27
8	Union Bank of India	48
9	UCO Bank	18
10	Canara Bank	33
11	Punjab and Sind Bank	5
12	Indian Overseas Bank	4
13	MPGB	224
14	HDFC Bank	50
15	Bandhan Bank	46
16	ICICI Bank	35
17	Axis Bank	29
18	IDBI Bank	18
19	Indusind Bank Limited	14
20	IDFC	12
21	Yes Bank	7
22	Kotak Mahindra Bank	5
23	Development Credit Bank	3
24	Ratnakar Bank Ltd. (RBL)	1
25	Federal Bank Ltd.	1
26	Tamilnadu Mercantile Bank	1
27	Catholic Syrian Bank	2
28	City Union Bank	2
29	Jammu and Kashmir Bank	2
30	Dhanlaxmi Bank	2
31	Karnataka Bank Limited	2
32	Lakshmi Vilas Bank	2
33	Karur Vysya Bank Ltd.	2
34	South Indian Bank	1
	TOTAL	1000

6. PMAY ISS 2.0

Sr.	Bank Name	Target for FY 2026-27
1	Axis Bank	7120
2	Bandhan Bank	6850
3	Bank of Baroda	6940
4	Bank of India	11970
5	Bank of Maharashtra	4050
6	Canara Bank	7600
7	Catholic Syrian Bank	300
8	Central Bank of India	8500
9	City Union Bank	380
10	Development Credit Bank	790
11	Dhanlaxmi Bank	38
12	Federal Bank Ltd.	570
13	HDFC Bank	11300
14	ICICI Bank	8200
15	IDBI Bank	2650
16	IDFC	2650
17	Indian Bank	4650
18	Indian Overseas Bank	1600
19	Indusind Bank Limited	3800
20	Jammu and Kashmir Bank	90
21	Karnataka Bank Limited	285
22	Karur Vysya Bank Ltd.	156
23	Kotak Mahindra Bank	2200
24	Lakshmi Vilas Bank	160
25	MPGB	21300
26	Punjab and Sind Bank	1150
27	Punjab National Bank	9400
28	Ratnakar Bank Ltd. (RBL)	550
29	South Indian Bank	157
30	State Bank of India	25200
31	Tamilnadu Mercantile Bank	94
32	UCO Bank	4500
33	Union Bank of India	8100
34	Yes Bank	1700
	TOTAL	165000

7. PM SVANidhi Target FY 2026-27

Bank	TRANCHE - I	TRANCHE - II	TRANCHE - III
	Target	Target	Target
Axis Bank	13506	7772	4903
Bandhan Bank	17506	10108	6446
Bank of Baroda	14547	8431	5330
Bank of India	17976	10656	6734
Bank of Maharashtra	8225	4748	3035
Canara Bank	17096	9856	6277
Catholic Syrian Bank	579	349	215
Central Bank of India	16967	9509	6168
City Union Bank	561	334	212
DCB Bank	1382	811	527
Dhanlaxmi Bank	65	41	24
Federal Bank Ltd.	1090	626	403
HDFC Bank	27904	15992	10142
ICICI Bank	16119	9326	5924
IDBI Bank	6275	3583	2285
IDFC	5451	3182	2021
Indian Bank	10139	5699	3695
Indian Overseas Bank	3714	2142	1363
Indusind Bank Limited	6526	3713	2380
J & K Bank	121	74	43
Karnataka Bank Limited	488	298	183
Karur Vysya Bank Ltd.	313	185	112
Kotak Mahindra Bank	3682	2169	1344
Lakshmi Vilas Bank	178	107	63
MPGB	31642	17734	11584
Punjab and Sind Bank	3069	1736	1110
Punjab National Bank	20004	11460	7276
Ratnakar Bank Ltd.	927	534	337
South Indian Bank	257	161	100
State Bank of India	57323	32711	20886
TMB Bank	163	85	52
UCO Bank	9503	5458	3474
Union Bank of India	16942	9626	6185
Yes Bank	3361	1981	1264
TOTAL	333601	191197	122097

AGENDA NO- 5

FINANCIAL INCLUSION

5.1 PMJDY, PMJJBY, PMSBY and APY

PMJDY STATUS

Sr.	Particulars	All India (As on 31.03.2026)	Madhya Pradesh		
			As on 25.03.2015	As on 31.03.2026	Progress
1	No of PMJDY A/cs (in crores)	58.26	1.19	4.7	3.5
2	Ratio of Rural & Urban A/cs	66:34:00	49:51:00	61:39:00	0.5
3	Ratio of Male & Female A/cs	45:55:00	53:47:00	45:55:00	-0.3
4	Total Deposit (Rs. Crore)	301431	530	18,814	18284.0
5	Average Balance per A/c (Rs. Actual)	5,174	445	4,003	3557.6
6	No. of Zero Balance A/cs (in crores)		0.86	0.5	-0.4
7	% of Zero Balance A/cs		72.27	9.6	-62.7
8	No. of Aadhaar Seeded A/cs (in crores)		0.45	4.2	3.8
9	% of Aadhaar Seeded A/cs		37.8	89.6	51.8
10	No. of RuPay card Issued (in crores)	40.5	1.05	3.5	2.5
11	% RuPay Card issuance	69.52	88.24	74.47	-13.8

DISTRICT WISE PMJDY A/c Opened

As on 31.03.2026

(No. in lakhs, amt in crores)

Sr.	District	Total A/C	Total Deposit	Zero Balance Account	RupayCard Issued	Aadhaar Seeded
1	Sagar	17.9	700.8	1.9	12.5	16.3
2	Dhar	17.9	577.0	1.7	14.5	15.9
3	Indore	17.4	803.2	1.7	14.8	15.7
4	Rewa	15.0	1034.2	1.5	8.2	13.7
5	Khargone	13.2	391.4	1.2	11.0	11.7
6	Satna	12.9	809.1	1.3	7.2	11.9
7	Chhatarpur	12.6	704.5	1.0	9.8	11.1
8	Morena	12.5	362.1	1.2	8.9	10.9
9	Ujjain	12.4	412.0	1.4	10.6	10.9
10	Chhindwara	12.3	481.6	1.0	9.1	11.2
11	Rajgarh	12.3	324.8	1.4	10.2	10.9
12	Jabalpur	12.1	607.6	1.2	9.1	10.7
13	Shivpuri	11.9	382.1	1.3	8.3	10.5
14	Bhopal	11.7	534.3	1.2	9.9	10.4
15	Gwalior	11.4	465.4	1.1	9.0	10.0
16	Dewas	11.3	400.7	1.1	9.7	10.0
17	Damoh	11.2	348.2	1.3	7.4	10.0
18	Jhabua	10.3	227.2	0.7	8.6	9.5
19	Barwani	10.2	246.3	1.0	8.2	9.2
20	Vidisha	10.2	318.6	1.1	7.8	9.0
21	Ratlam	9.8	286.0	0.9	7.8	9.0
22	Bhind	9.8	392.0	0.9	7.3	8.7
23	Sidhi	9.4	641.5	1.0	4.9	8.7
24	Guna	9.1	229.6	1.0	6.4	8.3
25	Shajapur	9.0	261.6	0.9	7.7	7.8
26	Seoni	8.9	341.8	0.7	6.3	8.2
27	Mandsaur	8.9	319.9	0.7	7.0	8.1
28	Balaghat	8.7	356.7	0.6	6.5	8.0
29	Sehore	8.7	380.3	0.8	7.0	7.8
30	Raisen	8.4	302.1	0.8	6.9	7.4
31	Tikamgarh	7.6	339.4	0.7	4.5	6.7
32	East Nimar	7.3	211.9	0.7	5.8	6.5
33	Narsinghpur	7.3	291.7	0.9	5.1	6.4
34	Singrauli	7.2	535.7	0.7	3.1	6.7
35	Katni	7.0	382.1	0.5	5.2	6.2
36	Panna	6.8	336.7	0.7	4.5	6.0
37	Betul	6.7	318.8	0.6	4.8	6.1
38	Shahdol	6.6	303.3	0.5	5.0	5.9
39	Narmadapuram	6.5	280.5	0.7	5.1	5.9
40	Ashoknagar	6.3	169.4	0.8	4.7	5.7
41	Alirajpur	5.9	179.8	0.3	4.9	5.5

42	Mandla	5.7	256.0	0.3	4.3	5.2
43	Sheopur	5.6	169.6	0.6	4.1	4.9
44	Dindori	5.4	203.6	0.3	3.8	5.0
45	Datia	5.3	225.5	0.7	4.3	4.9
46	Neemuch	4.9	229.2	0.4	4.0	4.4
47	Burhanpur	4.5	122.1	0.5	3.7	4.0
48	Anuppur	4.1	187.1	0.3	3.1	3.7
49	Umaria	3.5	167.3	0.3	2.4	3.1
50	Agar Malwa	2.9	64.6	0.3	2.5	2.5
51	Harda	2.8	104.5	0.4	2.3	2.7
52	Niwari	2.1	93.0	0.2	0.9	2.0
	Grand Total	469.5	18815.0	44.6	350.8	421.3

BANK WISE PMJDY A/c Opened

As on 31.03.2026

(No. in lakhs, amt in crores)

Sr.	Bank Name	Total A/C	Total Deposit	Zero Balance Account	RupayCard Issued	Aadhaar Seeded
1	Bank of Baroda	53.0	2076.3	3.5	50.4	52.1
2	Bank of India	46.4	1845.1	5.6	41.7	41.6
3	Bank of Maharashtra	7.7	491.1	0.4	4.7	7.4
4	Canara Bank	7.5	605.1	1.0	4.9	6.9
5	Central Bank of India	33.1	1371.4	3.4	19.6	30.6
6	Indian Bank	13.9	888.2	0.9	7.9	11.0
7	Indian Overseas Bank	1.2	48.1	0.0	1.1	1.1
8	Punjab & Sind Bank	0.8	23.7	0.0	0.5	0.7
9	Punjab National Bank	32.3	1337.3	6.0	27.1	30.9
10	State Bank of India	148.4	5614.4	3.8	132.8	127.3
11	UCO Bank	10.5	334.2	1.3	5.6	9.3
12	Union Bank of India	32.5	1710.5	5.4	11.2	30.8
	PSB Sub Total	387.3	305.6	3.4	9.4	7.5
13	Axis Bank Ltd	0.7	52.4	0.1	0.5	0.6
14	City Union Bank	0.0	0.1	0.0	0.0	0.0
15	Federal Bank	0.0	1.8	0.0	0.0	0.0
16	HDFC Bank	3.1	84.7	1.3	3.1	1.9
17	ICICI Bank	3.6	65.3	1.1	3.3	2.9
18	IDBI Bank	1.2	57.7	0.3	0.5	0.7
19	IndusInd Bank	0.9	15.6	0.1	0.9	0.1
20	Jammu & Kashmir Bank	0.0	0.0	0.0	0.0	0.0
21	Karur Vysya Bank	0.0	0.1	0.0	0.0	0.0
22	Kotak Mahindra Bank	0.5	10.5	0.2	0.4	0.5
23	RBL Bank	0.2	3.6	0.0	0.2	0.2
24	South Indian Bank	0.0	0.3	0.0	0.0	0.0
25	Yes Bank	0.7	13.3	0.2	0.7	0.7

	PVT Sub Total	10.9	305.6	3.4	9.4	7.5
	MPGB	71.3	2163.9	9.7	33.9	63.9
	Grand Total	469.5	18815.0	44.6	350.8	421.3

District wise Enrolment under PMJJBY & PMSBY

As on 31.03.2026

(No. in lakhs)

Sr.	District	PMJJBY		PMSBY	
		No of enrolments Transmitted to Insurer till date	No of fresh enrol Since 1st June of Current Policy year	No of enrolments Transmitted to Insurer till date	No of fresh enrol Since 1st June of Current Policy year
1	Indore	9.36	1.24	18.96	2.42
2	Jabalpur	5.44	0.88	11.92	1.29
3	Dhar	7.37	0.87	13.81	1.31
4	Chhindwara	5.80	0.83	11.97	1.17
5	Ujjain	5.77	0.78	11.17	1.13
6	Sagar	4.68	0.74	13.05	1.48
7	Balaghat	4.54	0.71	8.45	0.81
8	Betul	3.57	0.71	8.29	0.85
9	Bhopal	5.21	0.68	13.72	1.73
10	Chhatarpur	4.20	0.60	10.21	0.91
11	Dewas	5.03	0.59	10.41	0.91
12	Satna	4.08	0.59	9.00	1.04
13	Rewa	3.95	0.57	10.09	1.13
14	Khargone	4.52	0.56	9.66	0.92
15	Seoni	3.38	0.55	7.02	0.62
16	Gwalior	3.80	0.53	9.77	1.12
17	Sehore	3.51	0.51	8.32	0.78
18	Raisen	3.09	0.47	7.46	0.74
19	Jhabua	3.31	0.46	6.29	0.61
20	Vidisha	2.87	0.44	7.59	0.82
21	Shivpuri	3.56	0.44	8.93	0.74
22	Ratlam	3.23	0.43	7.43	0.80
23	Barwani	3.14	0.43	6.72	0.69
24	Rajgarh	4.13	0.43	9.32	0.73
25	Mandsaur	3.09	0.43	7.00	0.74
26	Katni	3.08	0.42	6.65	0.68
27	Shajapur	3.57	0.40	7.95	0.63
28	East Nimar	2.86	0.39	7.08	0.64
29	Shahdol	2.93	0.38	5.89	0.59
30	Narmadapuram	3.23	0.37	7.40	0.70
31	Guna	2.45	0.35	7.33	0.68
32	Morena	2.48	0.35	7.43	0.75
33	Mandla	2.85	0.34	5.27	0.51
34	Tikamgarh	2.43	0.32	6.12	0.45
35	Damoh	2.32	0.30	7.94	0.65
36	Bhind	2.30	0.29	5.99	0.52
37	Panna	1.95	0.29	5.36	0.41

38	Singrauli	1.78	0.28	4.55	0.52
39	Narsinghpur	1.90	0.26	5.30	0.49
40	Neemuch	2.32	0.26	4.92	0.42
41	Sidhi	2.19	0.26	5.79	0.58
42	Anuppur	1.92	0.25	3.69	0.32
43	Alirajpur	2.25	0.24	3.80	0.31
44	Harda	1.34	0.20	3.32	0.33
45	Datia	1.06	0.19	3.34	0.41
46	Burhanpur	1.55	0.19	3.97	0.30
47	Dindori	1.58	0.19	3.27	0.28
48	Sheopur	1.45	0.19	3.53	0.35
49	Umaria	1.81	0.18	3.44	0.26
50	Ashoknagar	1.18	0.18	3.99	0.40
51	Agar Malwa	0.95	0.10	2.25	0.19
52	Niwari	0.80	0.09	2.02	0.18
	Grand Total	167.18	22.75	384.18	38.03

Bank wise Enrolment under PMJJBY & PMSBY

As on 31.03.2026

(No. in lakhs)

Sr.	Bank Name	PMJJBY		PMSBY	
		No of enrolments Transmitted to Insurer till date	No of fresh enrol Since 1st June of Current Policy year	No of enrolments Transmitted to Insurer till date	No of fresh enrol Since 1st June of Current Policy year
1	State Bank of India	57.43	7.55	134.43	10.74
2	Bank of India	20.07	1.94	42.01	2.95
3	Bank of Baroda	11.48	2.23	26.71	3.45
4	Central Bank of India	9.94	1.35	25.41	2.43
5	Union Bank of India	5.00	0.67	19.82	2.60
6	Indian Bank	4.31	0.88	8.66	1.16
7	Canara Bank	4.24	0.45	8.76	1.21
8	Bank of Maharashtra	4.21	1.52	7.19	1.41
9	Punjab National Bank	3.50	0.76	15.00	2.60
10	UCO Bank	2.80	0.62	6.73	1.48
11	Punjab & Sind Bank	0.68	0.18	1.36	0.32
12	Indian Overseas Bank	0.51	0.09	1.10	0.17
	PSBs Sub Total	124.16	18.25	297.18	30.49
13	HDFC Bank	0.84	0.22	4.02	1.37
14	IDBI Bank	0.74	0.20	1.70	0.39
15	ICICI Bank	0.23	0.00	3.97	0.00
16	Axis Bank	0.21	0.27	0.99	0.72
17	IndusInd Bank	0.17	0.15	0.25	0.16
18	IDFC Bank	0.09	0.04	0.62	0.27
19	Kotak Mahindra Bank	0.05	0.03	0.39	0.31
20	Yes Bank	0.03	0.02	0.38	0.32
21	Federal Bank	0.01	0.00	0.03	0.00
22	South Indian Bank	0.01	0.00	0.02	0.01

23	Karur Vysya Bank	0.01	0.00	0.02	0.01
24	RBL Bank	0.01	0.00	0.02	0.00
25	City Union Bank	0.00	0.00	0.01	0.00
26	J & K Bank	0.00	0.00	0.00	0.00
27	Tamilnadu Mercantile	0.00	0.00	0.02	0.00
	PVTs Sub Total	2.41	0.93	12.43	3.56
28	MPGB	40.62	3.57	74.57	3.99
	Grand Total	167.18	22.75	384.18	38.03

District wise –Atal Pension Yojana

As on 31.03.2026

(Number in actual)

Sr.	District	Annual Target	APY accounts opened in FY 2025-26	Achi% over Target	Cumulative APY accounts opened since inception
1	Balaghat	11435	43458	380.04	138010
2	Sheopur	3090	10368	335.53	58325
3	Dindori	3775	10208	270.41	50512
4	Mauganj	80	186	232.50	330
5	Sidhi	6975	15822	226.84	100293
6	Umaria	3865	8332	215.58	47758
7	Seoni	8685	18551	213.60	127247
8	Shahdol	7490	15639	208.80	106839
9	Panna	6355	13238	208.31	92477
10	Damoh	8190	16833	205.53	99362
11	Anuppur	5420	10825	199.72	64719
12	Morena	9060	17779	196.24	108085
13	Chhatarpur	12705	23905	188.15	156654
14	Jhabua	6090	11420	187.52	94135
15	Chhindwara	18715	34799	185.94	174655
16	Shivpuri	9570	17525	183.12	127245
17	Shajapur	10080	18034	178.91	100573
18	Sagar	19250	33433	173.68	182782
19	Bhind	8590	14868	173.08	100298
20	Alirajpur	3255	5388	165.53	39129
21	Tikamgarh	6685	10848	162.27	78592
22	Mandla	6945	10866	156.46	77734
23	Dhar	21095	32073	152.04	195036
24	Rajgarh	11835	17851	150.83	117974
25	Betul	12950	18980	146.56	121994
26	Guna	8765	12470	142.27	76733
27	Singrauli	7490	10538	140.69	75228
28	Rewa	17590	23193	131.85	155952
29	Ujjain	20895	27285	130.58	130528
30	Barwani	9275	11938	128.71	77937

31	Datia	6050	7778	128.56	50878
32	Niwari	3000	3820	127.33	32535
33	Vidisha	12120	15362	126.75	94447
34	Raisen	13490	17011	126.10	108776
35	Dewas	14620	18293	125.12	114291
36	Ratlam	12615	15634	123.93	94589
37	Satna	17850	21746	121.83	155889
38	Katni	10325	12572	121.76	91715
39	Agar-Malwa	2965	3517	118.62	24208
40	Mandsaur	10940	12805	117.05	84591
41	Sehore	15030	16455	109.48	122724
42	Burhanpur	5700	6113	107.25	39187
43	Khargone	14755	15472	104.86	101175
44	Jabalpur	30790	32033	104.04	185780
45	Khandwa	11115	11240	101.12	78499
46	Narmadapuram	16635	16525	99.34	107638
47	Neemuch	7690	7504	97.58	52864
48	Gwalior	23510	22512	95.75	143432
49	Ashoknagar	6530	6081	93.12	43043
50	Narsimhapur	11420	10394	91.02	67273
51	Harda	7330	6461	88.14	39633
52	Indore	58995	36004	61.03	245701
53	Bhopal	46620	26980	57.87	215141
	Grand Total	646295	858965	132.91	5371145

BANK WISE –ATAL PENSION YOJANA

As on 31.03.2026

(Number in actual)

Sr.	Bank Name	ANNUAL TARGET	APY accounts opened in FY 2025-26	Achi% over Target	Cumulative APY accounts opened since inception
1	State Bank of India	112700	225060	199.70	1486859
2	Central Bank of India	46200	91263	197.54	489675
3	Bank of India	43700	73383	167.92	476500
4	Union Bank of India	34800	54689	157.15	375168
5	Bank of Baroda	27200	38869	142.90	282753
6	Punjab National Bank	37500	52895	141.05	241525
7	Bank of Maharashtra	18800	26369	140.26	135455
8	Punjab And Sind Bank	4900	6659	135.90	29558
9	Uco Bank	17500	19619	112.11	83451
10	Indian Bank	23000	24640	107.13	170058
11	Canara Bank	32400	34099	105.24	202517

12	Indian Overseas Bank	5900	5558	94.20	34420
	Psbs Sub Total	404600	653103	161.42	4007939
13	Yes Bank	1880	5024	267.23	17347
14	Dhanlaxmi Bank	40	75	187.50	185
15	Bandhan Bank	2680	5009	186.90	8384
16	Idbi Bank	8330	13416	161.06	67777
17	Karnataka Bank	280	322	115.00	3214
18	Indusind Bank	1600	1796	112.25	8643
19	IDFC First Bank	2320	2362	101.81	7238
20	South Indian Bank	160	162	101.25	539
21	Kotak Mahindra Bank	1880	1723	91.65	11013
22	Dcb Bank	1360	1104	81.18	4072
23	Axis Bank	14140	9619	68.03	50016
24	HDFC Bank	29050	12019	41.37	57526
25	RBL Bank	520	213	40.96	472
26	City Union Bank	280	106	37.86	147
27	The Federal Bank	720	241	33.47	1477
28	Jammu & Kashmir Bank	160	49	30.63	106
29	The Karur Vysya Bank	160	48	30.00	96
30	Tamilnad Mercantile Bank	120	31	25.83	1274
31	CSB Bank	240	31	12.92	87
32	ICICI Bank	13580	379	2.79	10276
33	Standard Chartered Bank	120	0	0.00	0
34	Lakshmi Vilas Bank	160	0	0.00	7
	Pvt Sub Total	79780	53729	67.35	249896
35	MPGB	131900	142444	107.99	1066698
36	Ujjivan Small Finance Bank	910	1692	185.93	2652
37	Au Small Finance Bank	3120	4738	151.86	21807
38	Utkarsh Small Finance Bank	2470	926	37.49	3137
39	Esaf Small Finance Bank	4420	838	18.96	14435
40	Equitas Small Finance Bank	1820	1	0.05	6
41	Suryoday Small Finance Bank	195	0	0.00	37
	SFB Sub Total	12935	8195	63.36	42074
42	DCCBs Sub Total	17080	1494	8.75	4538
	Grand Total	646295	858965	132.91	5371145

5.2 PROGRESS UNDER RSETIs

Rural Self Employment Training Institute (RSETI) has been established in every districts with an intension to provide necessary skill training and skill up gradation of rural BPL youth to mitigate the employment problem. Lead Bank of the district takes responsibility for establishment and managing the institute. There are 52 RSETIs and 1 RUDSET in the state of Madhya Pradesh. Progress for financial 2025-26 as on 31.03.2026 is-

Sr.	District	Target	Trained	No. of Candidates Settled	Credit Linkage	With Self Finance	Wage Employment
1	Seoni	1165	1277	998	712	286	11
2	Singrauli	1150	1226	811	585	226	3
3	Barwani	1150	1198	840	605	235	0
4	Betul	1150	1198	915	605	310	0
5	Jabalpur	1150	1195	803	598	205	34
6	Dindori	1150	1185	847	593	254	3
7	Khargaon	1150	1171	922	580	342	0
8	Mandala	1150	1171	867	467	400	0
9	Ratlam	1150	1169	953	601	352	0
10	Neemuch	1160	1163	361	178	183	36
11	Balaghat	1150	1161	839	602	237	0
12	Khandwa	1150	1159	992	583	409	6
13	Dhar	1150	1155	807	410	397	3
14	Harda	1150	1155	942	529	413	0
15	Sidhi	1150	1155	816	590	226	0
16	Rewa	1150	1154	721	578	143	115
17	Shajapur	1150	1153	802	462	340	17
18	Narsinghpur	1150	1152	834	583	251	6
19	Hoshangabad	1150	1152	822	503	319	0
20	Rajgarh	1150	1151	811	408	403	0
21	Sehore	1150	1151	797	411	386	9
22	Burhanpur	1150	1150	805	405	400	0
23	Chhattarpur	1150	1137	831	488	343	2
24	Annuppur	1150	1129	845	590	255	0
25	Katni	1150	1126	801	418	383	18
26	Dewas	1150	1121	779	393	386	48
27	Umeria	1150	1110	724	377	347	69
28	Chhindwara	1150	1101	862	572	290	0
29	Raisen	1150	1098	812	570	242	0
30	Mandshore	1150	1088	765	389	376	9
31	Satana	1150	1080	823	542	281	0
32	Tikamgarh	1150	1077	753	336	417	2
33	Sheopur	1150	1069	761	555	206	0
34	Panna	1150	1053	771	398	373	1
35	Ashok Nagar	1150	1047	862	541	321	0
36	Sagar	1150	1043	763	539	224	0
37	Vidisha	1150	1040	733	532	201	0

38	Shahadol	1150	1033	767	567	200	15
39	Bhopal	1150	1033	844	518	326	32
40	Damoh	1150	1022	732	381	351	0
41	Indore	1150	1010	732	420	312	4
42	Shivapuri	1150	1007	731	372	359	0
43	Guna	1150	939	596	326	270	0
44	Gwalior	1150	917	749	504	245	0
45	Ujjain	1150	850	627	336	291	0
46	Maihar	750	752	527	376	151	0
47	Moraina	1150	740	574	308	266	0
48	Datia	1150	726	529	100	429	46
49	Bhind	1150	704	538	374	164	2
50	Mauganj	760	594	154	2	152	11
51	Agar-Malwa	150	580	460	244	216	0
52	Jhabua	1150	460	346	143	203	0
53	Alirajpur	1150	384	282	147	135	0
	Total	59185	54871	39378	23946	15432	502

5.3 STATUS OF OPENING OF BRICK AND MORTAR BRANCHES

As stated in the 197th SLBC agenda, out of 56+6 locations, branches are still pending for opening at 15 locations. To address the issues related to network connectivity and availability of premises, a meeting was convened on 14th May 2026 with concerned banks, representative of BSNL and Rural Engineering Department. In the meeting, timeline has been fixed to the open the branches and other details are summarized below:-

क्र.	चिन्हित ग्राम	बैंक का नाम	संचार सुविधा की उपलब्धता (समय सीमा)	भवन निर्माण एजेंसी	भवन कब तक उपलब्ध होगा	कुल समय समय सीमा
1	करार खेडा	बैंक ऑफ इंडिया	31-08-2026	ग्रामीण यांत्रिकी विभाग	31-08-2026	अगस्त 2026
2	सिरसोना	पंजाब नेशनल बैंक	31-08-2026	स्वयं बैंक द्वारा टेंडर प्रक्रिया आधार पर	31-08-2026	अगस्त 2026
3	चोपाली	पंजाब नेशनल बैंक	31-07-2026	ग्रामीण यांत्रिकी विभाग	31-08-2026	अगस्त 2026
4	सपतिया	पंजाब नेशनल बैंक	31-07-2026	ग्रामीण यांत्रिकी विभाग	31-08-2026	अगस्त 2026
5	चुनपिया	केनरा बैंक	31-08-2026	ग्रामीण यांत्रिकी विभाग	31-08-2026	अगस्त 2026
6	मांडवा	इंडियन बैंक	31-08-2026	ग्रामीण यांत्रिकी विभाग	जिलाधिकारी द्वारा भवन की उपलब्धता की जा सकती है।	अगस्त 2026
7	धूपा बुजुर्ग	यूको बैंक	31-08-2026	ग्रामीण यांत्रिकी विभाग	31-08-2026	अगस्त 2026
8	बोरवल	स्टेट बैंक ऑफ इंडिया	30-06-2026	ग्रामीण यांत्रिकी विभाग	31-07-2026	जुलाई 2026
9	कोठबरदा	स्टेट बैंक ऑफ इंडिया	31-07-2026	ग्रामीण यांत्रिकी विभाग	31-07-2026	जुलाई 2026
10	नौधिया	यूनियन बैंक ऑफ इंडिया	31-07-2026	पंचायत विभाग	31-07-2026	जुलाई 2026
11	मालगांव	यूनियन बैंक ऑफ इंडिया	31-07-2026	ग्रामीण यांत्रिकी विभाग	31-07-2026	जुलाई 2026
12	रुपगढ़	यूनियन बैंक ऑफ इंडिया	31-07-2026	ग्रामीण यांत्रिकी विभाग	31-07-2026	जुलाई 2026
13	जाडकुड	यूनियन बैंक ऑफ इंडिया	30-09-2026	ग्रामीण यांत्रिकी विभाग	30-09-2026	सितम्बर 2026
14	बगदरा (बगदरी)	यूनियन बैंक ऑफ इंडिया	30-09-2026	पंचायत विभाग	30-09-2026	सितम्बर 2026

5.4 FLCs PENDING APPOINTMENT

Lead Banks have been regularly advised to adhere to RBI guideline and appoint FLCs in the vacant places. Details of vacant district where FLCs appointment is pending as on 31.03.2026 are as under:-

District	Status
Agar Malwa,	Bank of India
Barwani	Bank of India
Dewas	Bank of India
Dhar	Bank of India
Shajapur	Bank of India
Ashoknagar	State Bank of India
Sheopurkala	State Bank of India
Umaria	State Bank of India
Pandhurna	Central Bank of India
Chhatarpur	State Bank of India
Khargone	State Bank of India
Vidisha	State Bank of India
Mauganj	Union Bank of India
Maihar	Indian Bank

AGENDA NO-6

NON PERFORMING ASSET

6.1 NPA STATUS AS ON 31.03.2026

Amt. in Crore

Sr.	Banks	Total NPA		Total Advances		NPA %
		No. of A/c	Amount	No. of A/c	Amount	
1	Public sector Banks	1279001	21220	6565219	355566	5.97
2	Private sector Banks	498687	5919	5893425	213697	2.77
3	Regional Rural Banks	258229	1779	1432612	24453	7.28
4	Cooperative Banks	125806	6807	4271127	47977	14.19
5	Small Finance Banks	144619	928	1441104	24446	3.79
Total		2306342	36654	19603487	666139	5.50

6.2 AGENCY WISE NPA STATUS

Amt. in Crore

Agency	Mar'24	Mar'25	Mar'26	Y-o-Y variation %	
				Mar'25	Mar'26
Public sector Banks	21876	22058	21220	0.83	-3.80
Private sector Banks	4421	5326	5919	20.47	11.14
Regional Rural Banks	1370	1702	1779	24.23	4.55
Cooperative Banks	7363	7231	6807	-1.79	-5.86
Small Finance Banks	609	813	928	33.50	14.11
Total	35639	37130	36654	4.18	-1.28

6.3 SECTOR WISE NPA STATUS

Amt. in Crore

Sector	Mar'24	Mar'25	Mar'26	Y-o-Y variation %		NPA % of portfolio as on 31.03.2026
				Mar'25	Mar'26	
Agriculture	19764	21852	22215	10.56	1.66	11.36
MSME	6174	6139	6366	-0.57	3.69	4.38
Education	147	177	178	20.41	0.65	6.38
Housing	2006	2001	1969	-0.25	-1.62	4.60
Priority Sector	29708	30808	31183	3.70	1.22	7.92
Non-priority sector	5931	6322	5467	6.59	-13.52	2.01

5.4 NPA UNDER GOVERNMENT SPONSORED SCHEMES

Amt. in Crore

Scheme	Mar'24	Mar'25	Mar'26	Y-o-Y variation %		NPA % of portfolio as on 31.03.2026
				Mar'25	Mar'26	
MMYUY/MMSY	494	459	405	-7.09	-11.71	43.0
PMEGP	173	222	239	28.32	7.82	17.5
CMRHM	1,535	1,686	1638	9.84	-2.85	68.3
SHG Loans	97	102	133	5.15	30.54	2.5
MUDRA	2,198	2,395	2936	8.96	22.58	13.8

6.4 CHIEF MINISTER RURAL HOUSING MISSION

NPA under the 'Chief Minister Rural Housing Mission' Scheme is in increasing trend and it reached to 68.3 as on 31.03.2026. The following figures depict the alarming status-

Number in actual, amount in crore

Year	OUTSTANDING		NPA		NPA (amt.)
	NO.	AMT.	NO.	AMT.	
Mar'20	6,38,797	4,024	2,61,830	1,692	42
Mar'21	6,45,083	3,963	2,86,407	1,608	40.6
Mar'22	6,31,909	3,506	2,95,054	1,624	46.3
Mar'23	5,92,056	3,180	2,85,240	1,587	49.9
Mar'24	5,80,721	2,881	3,09,831	1,535	53.3
Mar'25	5,65,153	2,671	3,29,430	1,686	63.1
Mar'26	4,63,542	2,399	2,87,868	1,638	68.3

Despite sustained recovery efforts by banks, a significant number of borrowers are not repaying their instalments. Banks have also been constrained in resolving these accounts under the One Time Settlement Scheme due to a specific clause in the Memorandum of Understanding signed between the State Government and the banks, which restricts settlement under such cases.

6.5 Recovery Through RRC

No. in actuals

amt. in crores

Bank-wise Summary showing status of RRCs for the period of 01/04/2020 - 30/04/2026																		
Sr	Bank Name	Submitted By Bank(s)		Forwarded By their Nodal Dist. Branch(s)		Alloted by District Administration to Revenue Officers		Rejected/ Returned By Dist. Admn.		Demand Notices Issued by Revenue Officers		Recovery Received Against Demand Notices		Disposed Off RRC(s) By Dist. Admn.		RRC(s) Pending for Disposal		BRISC Share @ 2.5% of Recovery
		No.	Amount	No.	Amount	No.	Amount	No.	Amount	No.	Amount	No.	Amount	No.	Amount	No.	Amount	
1	SBI	228172	6796.13	208723	6160.54	182445	5434.06	73	3.68	73001	2055.74	503	7.71	98	0.82	72903	2048.02	0.19
2	BOI	87975	2346.60	56384	1548.54	42156	1171.67	86	2.11	23139	573.84	526	9.77	75	0.30	23064	564.07	0.24
3	ICICI	37648	1853.56	27164	1299.67	25906	1227.18	2	0.23	9507	426.71	2419	51.04	492	17.52	9015	375.67	1.28
4	CBI	84234	1355.35	78681	1246.44	70125	1112.54	3	0.14	15150	282.54	356	1.99	102	0.43	15048	280.55	0.05
5	IDFC	40040	630.10	34861	575.79	32394	532.95	22	0.85	13625	260.78	4983	24.92	4204	18.82	9421	235.87	0.62
6	HDFC	45786	1472.44	29091	854.97	26772	784.30	0	0.00	9313	238.76	3356	42.78	2	0.02	9311	195.98	1.07
7	Canara	41365	1030.66	31001	772.82	26382	660.88	1	0.01	8512	194.54	58	0.75	23	0.23	8489	193.80	0.02
8	MGB	65158	822.58	21756	264.17	16636	186.81	2	0.01	16578	179.16	28	0.22	90	0.14	16488	178.94	0.01
9	UBI	48160	1382.54	14023	436.89	12318	368.97	17	1.70	6881	168.95	324	3.72	35	0.56	6846	165.23	0.09
10	MPGB	106835	1205.76	42536	471.35	39635	451.58	0	0.00	13762	149.82	547	4.38	420	1.18	13342	145.44	0.11
11	BOM	14073	386.85	10261	284.41	9966	277.05	5	0.21	5446	134.84	27	0.25	14	0.02	5432	134.59	0.01
12	PNB	84895	2165.87	36942	1001.01	19456	559.95	9	0.34	4328	120.71	0	0.00	265	0.00	4063	120.71	0.00
13	AU	4258	219.16	3187	174.18	3004	167.90	13	0.77	2044	117.24	69	0.75	0	0.00	2044	116.48	0.02
14	Indian	42721	1418.58	18915	625.83	13611	433.64	1	0.07	2657	98.72	46	0.65	36	0.42	2621	98.07	0.02
15	BOB	34400	825.99	13005	341.52	11028	289.37	0	0.00	3732	97.06	39	0.66	13	0.09	3719	96.40	0.02
16	UCO	15336	267.85	8499	161.39	7353	140.34	1	0.03	4579	101.63	619	6.73	21	0.22	4558	94.90	0.17
17	Kotak	7303	219.50	6640	191.74	6333	178.05	0	0.00	3087	88.79	104	1.21	1	0.00	3086	87.58	0.03
18	Karnata	603	43.70	590	42.47	589	42.27	0	0.00	815	55.09	256	13.66	0	0.00	815	41.43	0.34
19	Axis	11485	474.35	2566	123.93	2150	104.95	0	0.00	822	35.12	0	0.00	0	0.00	822	35.12	0.00
20	IDBI	4323	116.16	1705	49.18	1470	42.88	0	0.00	439	13.31	4	0.04	2	0.04	437	13.27	0.00
21	Yes	1355	43.47	1226	37.08	1151	34.83	0	0.00	407	13.23	83	1.21	0	0.00	407	12.01	0.03
22	RBL	942	20.37	819	15.11	819	15.11	0	0.00	797	12.42	136	0.54	0	0.00	797	11.88	0.01
23	Indusind	1030	93.71	188	15.48	166	13.40	0	0.00	68	4.57	0	0.00	0	0.00	68	4.57	0.00
24	IOB	601	17.43	352	10.09	327	8.18	0	0.00	274	4.41	1	0.02	1	0.02	273	4.39	0.00
25	P&	2155	47.89	1745	40.03	1303	31.20	1	0.00	151	3.73	0	0.00	0	0.00	151	3.73	0.00
26	Equitas	87	6.93	39	2.01	39	2.01	0	0.00	32	1.66	0	0.00	0	0.00	32	1.66	0.00
28	DCB	223	24.07	162	15.96	162	15.96	0	0.00	1	0.07	0	0.00	0	0.00	1	0.07	0.00
29	City	2	0.02	2	0.02	2	0.02	0	0.00	1	0.01	0	0.00	0	0.00	1	0.01	0.00
30	Federal	11	0.66	0	0.00	0	0.00	0	0.00	0	0.00	0	0.00	0	0.00	0	0.00	0.00
	Other	21	1.08	9	0.37	9	0.37	0	0	9	0.37	0	0	0	0	9	0.37	0
	Total	1011197	25289.33	651072	16762.98	553707	14288.41	236	10.15	219157	5433.81	14484	173.00	5894	40.82	213263	5260.81	4.33

AGENDA NO-7

Other Important Agenda

7.1 Re-KYC of low risk accounts

Number in actual

In view of the challenges faced by certain banks in completing the Re-KYC of inoperative accounts, RBI has given the timeline up to June 2026 to enable focused monitoring and targeted action for timely completion of Re-KYC.

Accordingly, banks have been advised to prioritize pendency in re-KYC with respect to a specific set of accounts identified as the “Focus Group.”

This Focus Group includes:

- Active accounts where re-KYC was due as on June 30, 2025 and continues to remain pending,
- Active accounts where re-KYC became due during the period from July 01, 2025 to June 30, 2026 and remains pending,
- Inoperative accounts classified as such for a period of up to one year where re-KYC has not yet been completed.

Focussed group progress as on May 15, 2026 is as under:-

Number in actual

Sr.	Bank Name	Target Focus group	Active A/Cs out of focus group	Total Pendency	Achievement	Ach %
1	Bank of Baroda	53391	52264	3018	50373	94.35
2	Union Bank of India	159102	148787	43024	116078	72.96
3	MPGB	113100	16200	38128	74972	66.29
4	Bank of India	24805	22028	8873	15932	64.23
5	Bandhan Bank	4807	1614	1843	2964	61.66
6	UCO Bank	76699	71348	33802	42897	55.93
7	Indian Overseas Bank	6649	5486	3280	3369	50.67
8	Indian Bank	158769	154820	80838	77931	49.08
9	Punjab & Sind Bank	274	227	146	128	46.72
10	Bank of Maharashtra	133427	93987	75652	57775	43.30
11	IDFC First Bank	974	439	559	415	42.61
12	Punjab National Bank	127958	36392	79983	47975	37.49
13	DCB Bank	523	500	327	196	37.48

14	Canara Bank	15094	11090	9574	5520	36.57
15	IDBI Bank	8139	3913	5224	2915	35.82
16	Federal Bank	136	71	99	37	27.21
17	RBL Bank	9000	7427	6927	2073	23.03
18	HDFC Bank	1310	1286	1025	285	21.76
19	State Bank of India	817907	639964	647913	169994	20.78
20	Central Bank of India	465000	441477	391483	73517	15.81
21	ICICI Bank	3918	3846	3319	599	15.29
22	Axis Bank	16971	16444	14878	2093	12.33
23	Kotak Mahindra Bank	1869	936	1646	223	11.93
24	IndusInd Bank	6095	3678	6147	-52	-0.85
25	Yes Bank	116	98	174	-58	-50.00
	Total	2206033	1734322	1457882	748151	33.91

7.2 National Strategy for Financial Inclusion (NSFI): 2025-30 – Action Points

NSFI: 2025–30 is anchored around five strategic objectives, referred to as Panch Jyoti, and is operationalized through forty-seven identified measures aimed at strengthening access, usage, quality, and sustainability of financial services for all segments of society, particularly the underserved and unserved population.

Out of the forty-seven identified measures under NSFI: 2025–30, three measures have been specifically earmarked for implementation by State Level Bankers' Committees and banks. These measures primarily focus on improving last-mile banking access, enhancing the participation of women as Business Correspondents, and providing credit support to individuals trained under recognized skill development programs. The effective and timely implementation of these measures is critical for achieving the overall objectives of the national strategy and requires coordinated efforts from all stakeholders, including banks, SLBCs, Lead District Managers, and field-level functionaries. Timelines for progressive coverage across different tiers of centres are as under:-

- Banks are expected to cover fifty percent of unbanked centres in Tier I to Tier V centres and fifteen percent of unbanked centres in Tier VI centres by December 2026.
- This is to be followed by complete coverage of unbanked centres in Tier I to Tier V centres and thirty percent coverage in Tier VI centres by December 2027.
- The roadmap further envisages coverage of fifty percent of unbanked centres in Tier VI centres by December 2028, seventy-five percent by December 2029, and full coverage of all unbanked Tier VI centres by December 2030.
- Increasing the participation of women as Business Correspondents, with a target of achieving thirty percent women BCs across the banking system. All new on boarding of Business Correspondents should ensure that the share of women BCs is not less than thirty percent going forward. In addition, banks should endeavour to progressively increase the share of women BCs to twenty percent by December 2026, twenty-five percent by December 2027, and thirty percent by December 2028. Focused efforts in recruitment, training, capacity building, and retention of women BCs are essential to meet these milestones and to strengthen gender-inclusive financial service delivery.
- The strategy also emphasizes the importance of linking skill development initiatives with access to institutional credit. Banks are therefore advised to extend adequate credit support to individuals trained by recognized skill development institutions such as Rural Self Employment Training Institutes (R-SETIs), Pradhan Mantri Kaushal Vikas Yojana (PMKVY), Jan Shikshan Sansthan (JSS), and other approved training agencies. Providing timely and appropriate credit to skill-trained individuals is critical for enabling them to translate acquired skills into sustainable livelihood opportunities, self-employment, and micro-enterprise creation. Banks are encouraged to design suitable loan products, simplify procedures, and provide handholding support to ensure effective credit linkage for trained beneficiaries.

Action Taken by SLBC

For the compliance of the Action points as emanated above, which was also discussed in the last (197th) SLBC meeting. The following action has been taken by SLBC:-

Strategic Objective I

Action Point I-Improving equity, reach, consistency, and quality of last mile access

a) Coverage Targets

- Cover 50% unbanked centres in Tier-I to Tier-V centres by December 2026
- Cover 15% URCs in Tier-VI centres by December 2026

At present all Tier I to Tier V centres are covered by banking outlets in the state of M.P.

For Tier VI Centres, SLBC vide letter no ZO/SLBC/2026-27: 22 dated 21.04.2026, has allocated 15% of 37110 centres i.e. 5570 to banks based on their Sub Service Area and Allotted banks are requested to cover these centres through Branch/ Fixed BC/ DBU by December 2026 and submit progress by 7th of the month following each quarter.

Strategic Objective II-

Action point I- Increasing the share of women business correspondents.

SLBC vide its letter no ZO: SLBC:2026-27:11 dated 16.04.2026 , requested banks to increase the share of women Business Correspondents up to 20% of total BCs by December 2026.

For monitoring and review, banks have been requested to submit the bank-wise and district-wise data of: Total BCs, Women BCs, and New BCs added during the quarter.

As per the latest progress submitted by major banks:-

Total No of BCs -29798, out of which total women BCs -3861. No. of BCs added during March quarter 2026 is 1625, out of which, women BC is 282, which constitute about 16% of total newly added BCs.

Bank wise status of women BC as on 31.03.2026

Sr.	Bank Name	Total BCs	Women BCs	% of Woman BC	New BCs Added During the last Quarter	Women BCs out of New Added BC	% of new add Woman BC
1	SBI	6545	833	12.73	315	51	16.2
2	MPGB	5286	893	16.89	187	36	19.3
3	BOI	3542	388	10.95	117	17	14.5
4	UBI	2530	473	18.70	208	39	18.8
5	CBI	2468	355	14.38	164	37	22.6
6	BOB	2374	259	10.91	58	10	17.2
7	PNB	2003	124	6.19	104	8	7.7
8	Kotak Mahindra	1530	216	14.12	76	22	28.9

9	BOM	835	96	11.50	137	19	13.9
10	INDIAN	532	52	9.77	59	11	18.6
11	UCO	499	43	8.62	28	6	21.4
12	HDFC	455	24	5.27	13	2	15.4
13	IOB	454	37	8.15	21	2	9.5
14	CANARA	369	33	8.94	39	4	10.3
15	ICICI	325	31	9.51	81	14	17.3
16	AXIS	50	4	8.00	18	4	22.2
	Total	29798	3861	12.96	1625	282	17.4

Strategic Objective III-

Action point I-Dissemination of Information on Skill Loan schemes of NSDC, GOI, and State Government and updation on SLBC portal

Action point II- Funding and Financial Support to Skill Trained Individuals through Potential Linked Plan of each district.

Few State/ Central Govt Schemes are already updated on SLBC Madhya Pradesh website. For Skill Loan schemes of NSDC, development of page is under process.

Candidates trained through RSETIs are also being facilitated with bank credit.

District Credit Plan is released by Lead District Manager, wherein suitable target has been allocated under MSME with focus to financing individuals trained under recognised skills.

7.3 DEA Fund-Overall Achievement

As per the Department of Financial Services, Ministry of Finance, GoI direction, camp to settle Unclaimed Asset Fund was organized in all 55 districts in phase wise manner based on the districts identified by DFS. During the review in the 196th SLBC meeting, Hon'ble Chief Secretary, Govt. of M.P. advised banks to share details of unclaimed Government accounts with the Department of institutional Finance to issue necessary instructions to all departments for claiming the amounts from banks. Government account details shared to the DIF and A letter from DIF issued to all Treasury Officers (appointed as Nodal Officers to claim amount lied in the government accounts). SLBC also requested banks and LDMs to provide necessary support.

Summary

Agency wise	A/c transferred to DEAF as on 31.08.2025		Settled as on 31.05.2026		Settlement % Amt.
	No.	Amt. in cr	No.	Amt. in cr	
Government	137092	284.4	8694	136.1	47.85
Institution	560049	282.3	8167	32.6	11.53
Retail	6981659	2042.0	38216	94.6	4.63
Grand Total	7678800	2608.7	55077.00	263.25	10.09

Bank wise status

Sr.	Name of the Bank	DEAF		Settled		Settlement % (amt)
		No of Account	Total Amount (Cr)	No of Account	Total Amount (Cr)	
1	State Bank of India	1799984	958.0	10856	103.2	10.8
2	MPGB	1337313	308.0	22247	52.8	17.2
3	Bank of India	1271878	260.0	4943	26.2	10.1
4	Union Bank of India	553915	197.0	4495	25.3	12.9
5	Indian Bank	317512	119.0	2418	13.7	11.5
6	Punjab National Bank	766524	239.0	3120	9.8	4.1
7	Bank of Baroda	260477	106.0	1025	9.6	9.1
8	Central Bank of India	579470	184.0	2457	8.1	4.4
9	UCO Bank	139546	44.0	1947	5.0	11.4
10	Canara Bank	336897	77.0	136	3.2	4.2
11	Bank of Maharashtra	2376	1.0	258	0.1	0.1

12	IDBI Bank	52181	17.0	161	1.3	7.4
13	Indian Overseas Bank	44437	14.0	254	1.2	8.8
14	Punjab and Sind Bank	51048	16.0	273	0.6	4.0
15	ICICI Bank	52957	24.0	236	0.4	1.8
16	Axis Bank	56036	32.0	112	0.3	0.9
17	DCCB & Apex Bank	375	0.0	47	0.1	0.0
18	HDFC Bank	50808	11.0	74	0.2	1.4
19	Other Bank	5066	0.0	18	0.1	0.0
	Total	7678800	2607.0	55077	263.3	10.10

District wise status

Sr.	District	DEAF		Settled		Settlement % amt
		No of Accounts	Total Amount (Cr)	No of Accounts	Total Amount (Cr)	
1	Mandla	87387	30	467	9.88	32.92
2	Tikamgarh	45420	13	411	2.51	19.28
3	Seoni	111082	35	1218	6.25	17.85
4	Barwani	155565	40	754	6.71	16.77
5	Sheopur	46574	21	403	3.17	15.11
6	Rajgarh	195609	44	1315	6.64	15.08
7	Balaghat	129597	36	1065	5.39	14.96
8	Agar Malva	39143	7	603	1.04	14.91
9	Mandsaur	112165	30	2009	4.18	13.93
10	Shajapur	158126	31	740	4.11	13.25
11	Harda	58231	18	606	2.37	13.15
12	Dindori	66573	24	296	3.15	13.11
13	Dhar	237158	54	1291	7.01	12.97
14	Chhindwara	172425	59	2051	7.40	12.55
15	Singrauli	111747	35	502	4.38	12.52
16	Rewa	193757	99	917	12.17	12.30
17	Dewas	249432	55	3496	6.71	12.20
18	Ratlam	166405	53	3447	6.40	12.08
19	Narmadapuram	178553	56	1513	6.59	11.76
20	Guna	123794	41	635	4.75	11.57
21	Ujjain	290750	82	1785	9.42	11.49
22	Anuppur	78167	25	282	2.81	11.22
23	Maihar	35286	13	201	1.45	11.17
24	Neemuch	80212	27	1872	3.00	11.10
25	Vidisha	142339	47	512	5.02	10.69
26	Bhopal	563659	230	3161	24.05	10.46
27	Umaria	48675	21	282	2.18	10.39
28	Sagar	229558	82	1087	7.84	9.56

29	Alirajpur	45051	21	158	1.99	9.48
30	Sehore	169310	34	1353	3.22	9.47
31	Bhind	92837	49	1151	4.61	9.42
32	Satna	121411	48	763	4.49	9.35
33	Mauganj	19328	9	158	0.83	9.19
34	Khandwa	152351	40	892	3.44	8.59
35	Shahdol	112117	44	682	3.79	8.61
36	Khargone	220125	50	1854	4.30	8.59
37	Gwalior	277336	125	1592	10.70	8.56
38	Sidhi	75858	33	374	2.73	8.27
39	Jabalpur	335172	164	2009	12.83	7.83
40	Burhanpur	82482	19	464	1.45	7.65
41	Narsimhapur	131597	31	622	2.34	7.55
42	Morena	147872	49	1165	3.49	7.13
43	Indore	545233	232	3830	16.83	7.25
44	Betul	138948	40	656	2.74	6.85
45	Damoh	80650	23	398	1.53	6.65
46	Raisen	145858	45	711	2.99	6.63
47	Datia	74582	25	559	1.65	6.62
48	Ashok Nagar	66523	22	278	1.29	5.84
49	Panna	55058	17	470	0.96	5.64
50	Katni	115255	46	374	2.51	5.46
51	Jhabua	71950	33	221	1.71	5.18
52	Pandhurna	33822	9	423	0.43	4.79
53	Chhatarpur	104607	41	442	1.95	4.76
54	Shivpuri	136877	44	501	1.80	4.10
55	Niwari	19201	6	56	0.10	1.66
	Grand Total	7678800	2607	55077	263.25	10.10

7.4 CM HELPLINE COMPLAIN

बैंक-वार लंबित शिकायतें-26.05.2026

Sr.	Bank Name	L1	L2	L3	L4	Grand Total	Above 100 days
1	भारतीय स्टेट बैंक	514	176	445	21	1156	8
2	बैंक ऑफ इंडिया	228	161	145	26	560	16
3	यूनियन बैंक ऑफ इंडिया	207	66	172	5	450	7
4	सेंट्रल बैंक ऑफ इंडिया	214	20	139	11	384	7
5	मध्यप्रदेश ग्रामीण बैंक	131	57	171	16	375	1
6	एचडीएफसी बैंक	116	63	82	4	265	4
7	बैंक ऑफ बड़ौदा	113	23	93	5	234	
8	पंजाब नेशनल बैंक	103	6	100	3	212	3
9	इंडियन बैंक	53	42	79	2	176	
10	इंडिया पोस्ट पेमेंट्स बैंक	52	2	49	3	106	
11	आईसीआईसीआई बैंक	50	34	18	3	105	4
12	बैंक ऑफ महाराष्ट्र	58	22	20		100	2
13	एक्सिस बैंक	61	20	14	2	97	
14	कैनरा बैंक	43	29	22	2	96	
15	यूको बैंक	41	7	41	1	90	4
16	कोटक महिंद्रा बैंक लिमिटेड	27	39	20	1	87	2
17	इंडसइंड बैंक	26	18	24	4	72	
18	एयू स्माल फाइनेंस बैंक	24	19	20	2	65	
19	बंधन बैंक	23	9	16		48	1
20	आईडीएफसी बैंक लिमिटेड	6	1	30	1	38	
21	आईडीबीआई बैंक लिमिटेड	15	7	9		31	
22	इंडियन ओवरसीज बैंक	11	8	5		24	
23	भारतीय स्टेट बैंक पेंशन सेल	14		6		20	2
24	यस बैंक लिमिटेड	10	1	5	2	18	
25	जना स्माल फायनेंस बैंक	7	4	5		16	1
26	एमपी राज्य सहकारी बैंक	8	1	1		10	
27	पंजाब एंड सिंध बैंक	3	5	2		10	
28	फेडरल बैंक लिमिटेड	1	3	3		7	
29	उत्कर्ष स्माल फायनेंस बैंक	2	1	3		6	1
30	रत्नाकर बैंक लिमिटेड	2	3	1		6	
31	डेवलपमेंट क्रेडिट बैंक	2		2		4	1
32	फिनकेयर स्मॉल फायनेंस बैंक			3		3	
33	सिटी यूनियन बैंक लिमिटेड	1	1	1		3	
34	सूर्योदय स्मॉल फायनेंस बैंक	2		1		3	
35	इक्विटास स्माल फायनेंस बैंक			2		2	
36	उज्ज्वल स्माल फायनेंस बैंक			1		1	
37	कर्नाटक बैंक लिमिटेड		1			1	
38	जम्मू-कश्मीर बैंक		1			1	
39	लक्ष्मी विलास बैंक			1		1	
	Grand Total	2168	850	1752	114	4884	64

Any other issue with permission of the Chair

Bank wise Position of Branches/ATM as on 31.03.2026

SLBC Madhya Pradesh Convenor: Central Bank of India

Numbers

Sr.	BANKS	RURAL	SEMI URBAN	URBAN	TOTAL	ATM
1	Bank of Baroda	49	89	134	272	382
2	Bank of India	175	144	151	470	462
3	Bank of Maharashtra	78	45	80	203	181
4	Canara Bank	57	119	139	315	131
5	Central Bank of India	228	140	96	464	428
6	Indian Bank	81	52	96	229	138
7	Indian Overseas Bank	9	9	44	62	53
8	Punjab and Sind Bank	10	8	33	51	30
9	Punjab National Bank	94	107	184	385	348
10	State Bank of India	356	389	430	1175	3717
11	UCO Bank	44	51	90	185	125
12	Union Bank of India	109	95	162	366	370
	PSBs - SUB TOTAL	1290	1248	1639	4177	6365
13	Axis Bank	59	81	134	274	330
14	Bandhan Bank	28	158	125	311	19
15	Catholic Syrian Bank	0	0	11	11	6
16	City Union Bank	0	0	11	11	11
17	Development Credit Bank	11	13	11	35	32
18	Dhan Lakshmi Bank	0	0	1	1	1
19	Federal Bank Ltd.	1	2	15	18	17
20	HDFC Bank	24	198	216	438	477
21	ICICI Bank	101	99	143	343	422
22	IDBI Bank	19	46	56	121	172
23	IDFC First Bank	18	27	64	109	37
24	Indusind Bank Limited	33	35	66	134	83
25	Jammu and Kashmir Bank	0	0	2	2	1
26	Karnataka Bank Limited	0	0	7	7	6
27	Karur Vysya Bank Ltd.	0	0	4	4	4
28	Kotak Mahindra Bank	13	10	51	74	70
29	Lakshmi Vilas Bank	0	0	3	3	3
30	Ratnakar Bank Ltd. (RBL)	4	6	9	19	13
31	South Indian bank	0	0	4	4	5
32	Tamilnadu Mercantile Bank	0	1	2	3	3
33	Yes Bank	9	21	35	65	60
	PRIVATE BANK SUB TO	320	697	970	1987	1772
	COMMERCIAL BANKS	1610	1945	2609	6164	8137
34	MPGB	854	318	148	1320	0
	RRBs - SUB TOTAL	854	318	148	1320	0
35	DCCB & Apex Bank	360	283	247	890	45
	CO-OPERATIVE BANK -	360	283	247	890	45
36	AU Small Finance Bank	24	94	77	195	59
37	Equitas Small Finance Bank	5	16	38	59	22
38	ESAF	3	47	21	71	47
39	Jana Small Finance Bank	11	7	30	48	3
40	Shivalik Small Finance Bank	0	1	5	6	0
41	Suryoday Small Finance Bank	7	10	18	35	0
42	Ujjivan Small Finance Bank	1	5	8	14	13
43	Utkarsh Small Finance Bank	6	29	18	53	12
	SMALL FINANCE BANK	57	209	215	481	156
44	INDIA POST PAYMENT B	0	14	28	42	0
	PAYMENT BANK - SUB T	0	14	28	42	0
	TOTAL	2881	2769	3247	8897	8338

CENTRE WISE DEPOSITS, ADVANCES AND C.D.RATIO 31.03.2026
SLBC, Madhya Pradesh Convenor: Central Bank of India

[Amt. in lacs]

TABLE-2

Sr.	BANKS	DEPOSIT			ADVANCES			C.D RATIO		
		Rural	Semi-Urban	Urban & Metro	Rural	Semi-Urban	Urban & Metro	Rural	Semi-Urban	Urban & Metro
1	Bank of Baroda	162625	621722	2201018	164656	614271	1755253	101.2	98.8	79.7
2	Bank of India	846603	1156358	2695266	1139505	1081207	2131477	134.6	93.5	79.1
3	Bank of Maharashtra	348720	195334	1106548	171212	164497	701174	49.1	84.2	63.4
4	Canara Bank	142404	386890	1576771	133356	477990	1942655	93.6	123.5	123.2
5	Central Bank of India	1308238	1335349	2223884	766030	866916	1231261	58.6	64.9	55.4
6	Indian Bank	388222	415252	1778594	121560	144470	1069677	31.3	34.8	60.1
7	Indian Overseas Bank	25607	16396	324286	18977	17356	465561	74.1	105.8	143.6
8	Punjab and Sind Bank	11107	22590	271179	6509	20530	146338	58.6	90.9	54.0
9	Punjab National Bank	366128	708828	3087036	290439	460938	3008612	79.3	65.0	97.5
10	State Bank of India	2163504	6244108	15243425	3138919	3614254	6255871	145.1	57.9	41.0
11	UCO Bank	138742	171808	942744	113059	137309	807466	81.5	79.9	85.7
12	Union Bank of India	723037	912183	3583483	369646	456166	1551479	51.1	50.0	43.3
	PSBs - SUB TOTAL	6624939	12186818	35034233	6433868	8055905	21066824	97.1	66.1	60.1
13	Axis Bank	105046	322612	2232164	180101	531652	2013902	171.4	164.8	90.2
14	Bandhan Bank	12176	75594	287971	54632	199664	696142	448.7	264.1	241.7
15	Catholic Syrian Bank	0	0	78145	0	0	15133	0.0	0.0	19.4
16	City Union Bank	0	0	22920	0	0	22024	0.0	0.0	96.1
17	Development Credit Bank	23595	45108	66625	79741	115688	99848	338.0	256.5	149.9
18	Dhan Lakshmi Bank	0	0	4701	0	0	1007	0.0	0.0	21.4
19	Federal Bank Ltd.	3452	4819	162222	7835	11621	89671	227.0	241.1	55.3
20	HDFC Bank	58803	958023	4799642	55962	1885630	5878914	95.2	196.8	122.5
21	ICICI Bank	65896	517842	3426505	140658	932492	3276801	213.5	180.1	95.6
22	IDBI Bank	25470	158281	978929	34365	119706	457233	134.9	75.6	46.7
23	IDFC First Bank	62454	132229	512487	111331	208237	753233	178.3	157.5	147.0
24	Indusind Bank Limited	31020	36779	584185	179042	234290	613354	577.2	637.0	105.0
25	Jammu and Kashmir Bank	0	0	6580	0	0	5422	0.0	0.0	82.4
26	Karnataka Bank Limited	0	0	37617	0	0	32966	0.0	0.0	87.6
27	Karur Vysya Bank Ltd.	0	0	48208	0	0	30207	0.0	0.0	62.7
28	Kotak Mahindra Bank	33180	48792	636288	109668	162642	1121033	330.5	333.3	176.2
29	Lakshmi Vilas Bank	0	0	14735	0	0	28919	0.0	0.0	196.3
30	Ratnakar Bank Ltd. (RBL)	6318	17199	72300	23984	41094	82683	379.6	238.9	114.4
31	South Indian Bank	0	0	53881	0	0	9880	0.0	0.0	18.3
32	Tamilnadu Mercantile Bank	0	876	3745	0	2421	4365	0.0	276.4	116.6
33	Yes Bank	13171	41498	385106	26697	84447	603405	202.7	203.5	156.7
	PRIVATE BANK SUB TOTAL	440580	2359653	14414957	1004018	4529583	15836142	227.9	192.0	109.9
	COMMERCIAL BANKS SUB	7065519	14546471	49449190	7437886	12585489	36902965	105.3	86.5	74.6
34	MPGB	1693039	1073462	681348	1291033	761571	392675	76.3	70.9	57.6
	RRBs - SUB TOTAL	1693039	1073462	681348	1291033	761571	392675	76.3	70.9	57.6
35	DCCB & Apex Bank	823487	1022906	2495655	1423891	1267373	2106466	172.9	123.9	84.4
	CO-OPERATIVE BANK - SUB	823487	1022906	2495655	1423891	1267373	2106466	172.9	123.9	84.4
36	AU Small Finance Bank	1954	79611	486988	24377	566062	1061535	1247.7	711.0	218.0
37	Equitas Small Finance Bank	10978	13005	126027	675	24064	97964	6.1	185.0	77.7
38	ESAF	808	34842	30652	1758	63796	62835	217.6	183.1	205.0
39	Jana Small Finance Bank	1629	4697	84803	67241	17219	182682	4126.7	366.6	215.4
40	Shivalik Small Finance Bank	0	9953	9928	0	5410	43629	0.0	54.4	439.4
41	Suryoday Small Finance Bank	764	397	15478	9387	17879	53999	1228.7	4500.3	348.9
42	Ujjivan Small Finance Bank	1819	12576	28830	1543	17596	59639	84.8	139.9	206.9
43	Utkarsh Small Finance Bank	102	1203	48586	1399	18191	25892	1368.3	1511.7	53.3
	SMALL FINANCE BANK SUB TOT.	18054	156285	831292	106380	730217	1588176	589.2	467.2	191.0
44	INDIA POST PAYMENT BANK	0	56661	124381	0	0	0	0.0	0.0	0.0
	PAYMENT BANK - SUB TOTAL	0	56661	124381	0	0	0	0.0	0.0	0.0
	TOTAL	9600099	16855784	53581866	10259189	15344649	40990282	106.9	91.0	76.5

BANKWISE TOTAL DEPOSITS, ADVANCES AND C.D.RATIO As on 31.03.2026

SLBC, Madhya Pradesh Convenor-Central Bank of India

[Amt. in lacs]

TABLE: 3(i)

SR	BANKS	DEPOSITS		ADVANCES			C.D RATIO		
		Previous Quarter 31.12.2025	Current Quarter 31.03.2026	Previous Quarter 31.12.2025	Current Quarter 31.03.2026	Credit as per place of Utilization Mar-26	Previous Quarter 31.12.2025	Current Quarter 31.03.2026	Including Cr. as per place of utilization 31.03.2026
1	Bank of Baroda	2867032	2985365	2418029	2534181	0	84.34	84.89	84.89
2	Bank of India	4428131	4698228	4181770	4352189	0	94.44	92.63	92.63
3	Bank of Maharashtra	1504266	1650602	969403	1036883	0	64.44	62.82	62.82
4	Canara Bank	2144655	2106065	2437932	2554001	0	113.67	121.27	121.27
5	Central Bank of India	4747480	4867472	2748429	2864207	0	57.89	58.84	58.84
6	Indian Bank	2409858	2582068	1333084	1335707	0	55.32	51.73	51.73
7	Indian Overseas Bank	346784	366290	469139	501893	0	135.28	137.02	137.02
8	Punjab and Sind Bank	282786	304876	152882	173378	0	54.06	56.87	56.87
9	Punjab National Bank	4105355	4161992	3701083	3759989	0	90.15	90.34	90.34
10	State Bank of India	22445421	23651037	12354385	13009043	2742259	55.04	55.00	66.60
11	UCO Bank	1173826	1253294	1003635	1057834	0	85.50	84.40	84.40
12	Union Bank of India	4835832	5218704	2315794	2377291	17414	47.89	45.55	45.89
	PSBs - SUB TOTAL	51291424	53845991	34085566	35556597	2759673	66.45	66.03	71.16
13	Axis Bank	2308322	2659822	2558722	2725656	0	110.85	102.48	102.48
14	Bandhan Bank	355399	375741	911519	950438	0	256.48	252.95	252.95
15	Catholic Syrian Bank	30746	78145	13758	15133	0	44.75	19.36	19.36
16	City Union Bank	20491	22920	20393	22024	0	99.52	96.09	0.00
17	Development Credit Bank	129143	135327	281794	295278	0	218.20	218.19	218.19
18	Dhan Lakshmi Bank	4701	4701	1007	1007	0	21.41	21.43	21.43
19	Federal Bank Ltd.	173614	170493	109009	109128	0	62.79	64.01	64.01
20	HDFC Bank	5487719	5816469	7492427	7820506	0	136.53	134.45	134.45
21	ICICI Bank	3723394	4010242	4112883	4349951	0	110.46	108.47	108.47
22	IDBI Bank	1010292	1162681	580319	611305	0	57.44	52.58	52.58
23	IDFC First Bank	693266	707170	1029403	1072801	0	148.49	151.70	151.70
24	Indusind Bank Limited	625307	651984	1028942	1026686	0	164.55	157.47	157.47
25	Jammu and Kashmir Bank	5894	6580	5373	5422	0	91.16	82.41	82.41
26	Karnataka Bank Limited	37289	37617	31602	32966	0	84.75	87.64	87.64
27	Karur Vysya Bank Ltd.	49647	48208	28013	30207	0	56.43	62.66	62.66
28	Kotak Mahindra Bank	652824	718260	1327185	1393343	0	203.30	193.99	193.99
29	Lakshmi Vilas Bank	9376	14735	25892	28919	0	276.17	196.26	196.26
30	Ratnakar Bank Ltd. (RBL)	99952	95817	130406	147760	0	130.47	154.21	154.21
31	South Indian Bank	52749	53881	17179	9880	0	32.57	18.34	18.34
32	Tamilnadu Mercantile Bank	4192	4621	7227	6786	0	172.40	146.86	146.86
33	Yes Bank	410623	439776	677356	714549	0	164.96	162.48	162.48
	PRIVATE BANK SUB TOTAL	15884941	17215189	20390407	21369743	0	128.36	124.13	124.13
	COMMERCIAL BANKS SUB TOTAL	67176365	71061180	54475973	56926340	2759673	81.09	80.11	83.99
34	MPGB	3385818	3447848	2310450	2445279	0	68.24	70.92	70.92
	RRBs - SUB TOTAL	3385818	3447848	2310450	2445279	0	68.24	70.92	70.92
35	DCCB & Apex Bank	4078913	4342048	5232498	4797730	0	128.28	110.49	110.49
	CO-OPERATIVE BANK - SUB TOTAL	4078913	4342048	5232498	4797730	0	128.28	110.49	110.49
36	AU Small Finance Bank	511665	568553	1597294	1651974	0	312.18	290.56	290.56
37	Equitas Small Finance Bank	138920	150009	109890	122704	0	79.10	81.80	81.80
38	ESAF	58126	66302	112595	128389	0	193.71	193.64	193.64
39	Jana Small Finance Bank	87200	91129	245719	267142	0	281.79	293.15	293.15
40	Shivalik Small Finance Bank	16972	19881	43599	49038	0	256.88	246.65	246.65
41	Suryoday Small Finance Bank	14580	16639	71688	81265	0	491.68	488.40	488.40
42	Ujjivan Small Finance Bank	41007	43225	69443	78778	0	169.34	182.25	182.25
43	Utkarsh Small Finance Bank	49408	49891	42671	45482	0	86.37	91.16	91.16
	SMALL FINANCE BANK SUB TOTAL	917878	1005631	2292897	2424772	0	249.80	241.12	241.12
44	INDIA POST PAYMENT BANK	181042	181042	0	0	0	0.00	0.00	0.00
	PAYMENT BANK - SUB TOTAL	181042	181042	0	0	0	0.00	0.00	0
	TOTAL	75740017	80037749	64311818	66594121	2759673	84.91	83.20	86.65

CREDIT DEPOSIT RATIO (DISTRICT WISE) as on March 31, 2026				
Amount in lakh				
Sr.	District Name	Deposits	Advances	cd ratio
1	Agar-malwa	195602	446952	228.50
2	Alirajpur	214367	135590	63.25
3	Anuppur	582607	189431	32.51
4	Ashoknagar	356392	433724	121.70
5	Balaghat	852313	587212	68.90
6	Barwani	570715	656280	114.99
7	Betul	1149718	770346	67.00
8	Bhind	689914	419152	60.75
9	Bhopal	16824086	12537376	74.52
10	Burhanpur	477847	419594	87.81
11	Chhatarpur	1189719	605459	50.89
12	Chhindwara	1320105	1067885	80.89
13	Damoh	618046	403377	65.27
14	Datia	422373	324496	76.83
15	Dewas	1082200	1461536	135.05
16	Dhar	1421733	1639743	115.33
17	Dindori	244295	118415	48.47
18	East nimar	771658	881283	114.21
19	Guna	637967	772232	121.05
20	Gwalior	3988113	2763423	69.29
21	Harda	406629	576137	141.69
22	Hoshangabad	1321679	1335661	101.06
23	Indore	12530776	12834814	102.43
24	Jabalpur	5396298	3649000	67.62
25	Jhabua	361273	402340	111.37
26	Katni	968362	683517	70.58
27	Khargone	1135944	1458986	128.44
28	Maihar	417175	207306	49.69
29	Mandla	587015	294163	50.11
30	Mandsaur	816019	1025312	125.65
31	Mauganj	271414	66027	24.33
32	Morena	785366	685084	87.23
33	Narsimhapur	777312	787599	101.32
34	Neemuch	651258	658666	101.14
35	Niwari	229868	75499	32.84
36	Pandhurna	270030	189174	70.06
37	Panna	510729	214014	41.90
38	Raisen	730882	1053029	144.08
39	Rajgarh	598968	1019516	170.21
40	Ratlam	1057098	1429526	135.23
41	Rewa	1802872	919448	51.00
42	Sagar	1862646	1196397	64.23
43	Satna	1489760	763798	51.27
44	Sehore	868538	1125594	129.60
45	Seoni	716158	597980	83.50
46	Shahdol	795344	355972	44.76
47	Shajapur	456933	843017	184.49
48	Sheopur	220999	221959	100.43
49	Shivpuri	756653	567741	75.03
50	Sidhi	623840	246414	39.50
51	Singrauli	2825658	359461	12.72
52	Tikamgarh	524626	254949	48.60
53	Ujjain	2354392	2657110	112.86
54	Umaria	405036	140071	34.58
55	Vidisha	900433	1065337	118.31
	Grand Total	80037749	66594121	83.20

AGRICULTURE LOANS OUTSTANDING AS ON 31.03.2026

Amt. in Lakhs

No. in actual

TABLE: 4

Sr.	Banks	Outstanding at the end of quarter 31.03.2026										% of Agri adv. to total credit
		Farm Credit		Out of Farm Credit total Crop Loans		Agri Infrastructure		Ancillary Activities		Total Agri		
		No.	Amt.	No.	Amt.	No.	Amt.	No.	Amt.	No.	Amt.	
1	Bank of Baroda	125077	342287	90869	245961	2286	30330	3808	144452	131171	517069	20.40
2	Bank of India	638480	1722378	378036	1026673	750	42898	18380	109166	657610	1874443	43.07
3	Bank of Maharashtra	44759	123669	33058	78718	441	19006	17669	118693	62869	261368	25.21
4	Canara Bank	137670	365041	124384	337888	587	59466	2047	46469	140304	470976	18.44
5	Central Bank of India	331767	825758	279492	647796	1562	61922	2688	71288	336017	958969	33.48
6	Indian Bank	85488	184387	75262	161456	313	5771	484	23452	86285	213610	15.99
7	Indian Overseas Bank	8188	23711	4948	14232	48	325	230	7830	8466	31866	6.35
8	Punjab and Sind Bank	7672	28848	5087	10204	10	452	367	9323	8049	38624	22.28
9	Punjab National Bank	208232	463607	179483	408150	701	32684	3846	163575	212779	659866	17.55
10	State Bank of India	679919	1838047	564216	1311590	1062	42726	16742	326306	697723	2207079	16.97
11	UCO Bank	64312	142810	8275	33288	375	10171	36410	163569	101097	316549	29.92
12	Union Bank of India	216244	612152	186722	545779	545	12576	3421	113449	220210	738176	31.05
	PSBs - SUB TOTAL	2547808	6672695	1929832	4821734	8680	318327	106092	1297572	2662580	8288595	23.31
13	Axis Bank	130894	264958	33549	181573	104	7377	1867	332363	132865	604698	22.19
14	Bandhan Bank	124243	101001	2147	25679	0	0	4978	11372	129221	112373	11.82
15	Catholic Syrian Bank	0	0	1883	5279	0	0	12	216	12	216	1.43
16	City Union Bank	73	61	1	8	15	844	116	7683	204	8588	0.00
17	Development Credit Bank	48753	89417	18230	41398	12	221	1995	52916	50760	142554	48.28
18	Dhan Lakshmi Bank	0	0	0	0	1	12	11	114	12	126	12.51
19	Federal Bank Ltd.	5753	25785	422	1942	24	199	728	4806	6505	30790	28.22
20	HDFC Bank	368930	1175235	77572	478294	392	13995	4665	422630	373987	1611861	20.61
21	ICICI Bank	128926	720718	68035	463983	19	478	2653	241686	131598	962882	22.14
22	IDBI Bank	33747	77869	23482	70617	50	1900	1104	16905	34901	96674	15.81
23	IDFC First Bank	144808	245797	8417	134593	0	0	112	15441	144920	261238	24.35
24	Indusind Bank Limited	409684	449802	26760	221695	4	400	1	242	409689	450443	43.87
25	Jammu and Kashmir Bank	0	0	1	0	0	0	138	1281	138	1281	23.62
26	Karnataka Bank Limited	145	879	6	27	19	3971	173	4557	337	9407	28.54
27	Karur Vysya Bank Ltd.	0	0	2	69	0	0	135	5098	135	5098	16.88
28	Kotak Mahindra Bank	205189	347305	1145	1275	57	3410	805	121019	206051	471734	33.86
29	Lakshmi Vilas Bank	36647	21221	0	0	0	0	8	485	36655	21706	75.06
30	Ratnakar Bank Ltd. (RBL)	130070	91066	4872	23090	2	33	20	261	130092	91360	61.83
31	South Indian Bank	576	1917	0	0	1	0	48	666	625	2583	26.14
32	Tamilnadu Mercantile Bank	579	1718	131	203	0	0	141	1659	720	3376	49.75
33	Yes Bank	92352	121606	5646	58265	22	2751	321	54788	92695	179146	25.07
	PRIVATE BANK SUB TOTAL	1861369	3736355	272301	1707991	722	35591	20031	1296186	1882122	5068132	23.72
	COMMERCIAL BANKS SUB TOTAL	4409177	10409050	2202133	6529725	9402	353918	126123	2593759	4544702	13356727	23.46
34	MPGB	765566	1226934	611479	956587	508	17991	1593	6534	767667	1251460	51.18
	RRBs - SUB TOTAL	765566	1226934	611479	956587	508	17991	1593	6534	767667	1251460	51.18
35	DCCB & Apex Bank	4205026	4406567	4110839	4210071	348	1372	2	23	4205376	4407962	91.88
	CO-OPERATIVE BANK - SUB TOTA	4205026	4406567	4110839	4210071	348	1372	2	23	4205376	4407962	92
36	AU Small Finance Bank	227035	212327	2	4	145	7184	1275	31470	228455	250982	15.19
37	Equitas Small Finance Bank	36980	19826	0	0	0	0	5301	34654	42281	54480	44.40
38	ESAF	128262	82491	270	1357	0	0	0	0	128262	82491	64.25
39	Jana Small Finance Bank	184469	78886	0	0	0	0	0	0	184469	78886	29.53
40	Shivalik Small Finance Bank	48154	19549	701	2296	0	0	0	0	48154	19549	39.86
41	Suryoday Small Finance Bank	70731	29736	0	0	252	101	3956	1622	74939	31459	38.71
42	Ujjivan Small Finance Bank	29312	12190	0	0	0	0	0	0	29312	12190	15.47
43	Utkarsh Small Finance Bank	35841	11828	0	0	0	0	0	0	35841	11828	26.01
	SMALL FINANCE BANK SUB TOTA	760784	466833	973	3657	397	7285	10532	67746	771713	541864	22.35
	TOTAL	10140553	16509385	6925424	11700041	10655	380566	138250	2668062	10289458	19558013	29.37

MSME (PRIORITY SECTOR) OUTSTANDING AS ON 31.03.2026

Amt. in Lakh

No. in actual

TABLE:5

Sr.	Banks	Outstanding at the end of quarter 31.03.2026												% of Micro credit to total advances
		Micro		Small		Medium		KVIC		Other MSME		Total		
		No	Amt	No	Amt	No	Amt	No	Amt	No	Amt	No	Amt	
1	Bank of Baroda	115042	483419	1097	158574	275	82007	0	0	0	0	116414	724000	19.08
2	Bank of India	210821	439430	1414	198570	1010	80931	0	0	0	0	213245	718930	10.10
3	Bank of Maharashtra	20441	156948	504	103774	41	48538	0	0	0	0	20986	309259	15.14
4	Canara Bank	60863	267015	2373	95682	101	29673	0	0	695	1879	64032	394248	10.45
5	Central Bank of India	108434	524533	2479	203019	105	57029	0	0	4030	41530	115048	826111	18.31
6	Indian Bank	26589	196873	524	59930	68	27136	0	0	0	0	27181	283939	14.74
7	Indian Overseas Bank	11248	47661	51	6302	5	1879	0	0	0	0	11304	55842	9.50
8	Punjab and Sind Bank	6999	44336	110	30945	19	6823	0	0	0	0	7128	82104	25.57
9	Punjab National Bank	98003	417114	3683	191055	256	87107	0	0	0	0	101942	695276	11.09
10	State Bank of India	123851	1202666	5494	413168	823	305928	0	0	41186	72095	171354	1993857	9.24
11	UCO Bank	602	111297	10	8992	129	85	0	0	0	0	741	120374	10.52
12	Union Bank of India	73298	356412	1346	154732	193	86971	0	0	0	0	74837	598115	14.99
	PSBs - SUB TOTAL	856191	4247704	19085	1624741	3025	814106	0	0	45911	115503	924212	6802055	11.95
13	Axis Bank	9514	330052	2929	305020	490	129813	0	0	0	0	12933	764886	12.11
14	Bandhan Bank	100778	88074	303	26851	43	3463	0	0	0	0	101124	118388	9.27
15	Catholic Syrian Bank	7	232	0	0	0	0	0	0	0	0	7	232	1.53
16	City Union Bank	42	5396	1	2085	0	0	0	0	0	0	43	7481	0.00
17	Development Credit Bank	59	2782	5	167	0	0	0	0	0	0	64	2949	0.94
18	Dhan Lakshmi Bank	0	0	0	0	0	0	0	0	0	0	0	0	0.00
19	Federal Bank Ltd.	136	9010	64	5337	0	0	0	0	0	0	200	14348	8.26
20	HDFC Bank	59274	1267968	12747	846085	2977	461453	0	0	0	0	74998	2575507	16.21
21	ICICI Bank	26212	881204	7360	561295	1407	149543	0	0	0	0	34979	1592042	20.26
22	IDBI Bank	8378	76569	132	27907	9	2209	0	0	4	28	8523	106712	12.53
23	IDFC First Bank	22565	165771	971	47664	213	4142	0	0	0	0	23749	217576	15.45
24	Indusind Bank Limited	59771	180836	1112	36978	229	14904	0	0	0	0	61112	232718	17.61
25	Jammu and Kashmir Bank	5	76	0	0	0	0	0	0	0	0	5	76	1.39
26	Karnataka Bank Limited	19	3352	7	85	0	0	0	0	0	0	26	3438	10.17
27	Karur Vysya Bank Ltd.	60	9756	1	245	0	0	0	0	0	0	61	10001	32.30
28	Kotak Mahindra Bank	10245	243977	3262	178555	892	85811	0	0	0	0	14399	508344	17.51
29	Lakshmi Vilas Bank	12	1659	5	2487	0	0	0	0	0	0	17	4146	5.74
30	Ratnakar Bank Ltd. (RBL)	238	12683	34	3213	6	3716	0	0	0	0	278	19612	8.58
31	South Indian Bank	9	23	3	303	0	0	0	0	0	0	12	326	0.23
32	Tamilnadu Mercantile Bank	0	0	0	0	0	0	0	0	0	0	0	0	0.00
33	Yes Bank	4465	126440	1114	73961	215	37700	0	0	0	0	5794	238101	17.70
	PRIVATE BANK SUB TOT	301789	3405860	30050	2118238	6481	892755	0	0	4	28	338324	6416881	15.94
	COMMERCIAL BANKS S	1157980	7653564	49135	3742979	9506	1706861	0	0	45915	115531	1262536	13218935	13.44
34	MPGB	251927	338164	19	4519	0	0	0	0	0	0	251946	342682	13.83
	RRBs - SUB TOTAL	251927	338164	19	4519	0	0	0	0	0	0	251946	342682	13.83
35	DCCB & Apex Bank	0	0	0	0	1	0	0	0	22	0	23	0	0.00
	CO-OPERATIVE BANK -	0	0	0	0	1	0	0	0	22	0	23	0	0.00
36	AU Small Finance Bank	90297	776937	669	49004	52	9316	0	0	0	0	91018	835257	47.03
37	Equitas Small Finance Bank	123	2115	39	654	0	0	0	0	0	0	162	2769	1.72
38	ESAF	63196	25808	0	0	0	0	0	0	0	0	63196	25808	20.10
39	Jana Small Finance Bank	67206	57143	59	1726	0	0	0	0	0	0	67265	58869	21.39
40	Shivalik Small Finance Bank	2342	17782	38	1030	3	237	0	0	0	0	2383	19049	36.26
41	Suryoday Small Finance Bank	24117	19876	184	1479	29	249	0	0	0	0	24330	21604	24.46
42	Ujjivan Small Finance Bank	13101	11398	26	1635	1	4	0	0	0	0	13128	13037	14.47
43	Utkarsh Small Finance Bank	2596	10545	26	519	0	0	0	0	2	55	2624	11119	23.19
	SMALL FINANCE BANK	262978	921604	1041	56048	85	9806	0	0	2	55	264106	987513	38.01
	TOTAL	1672885	8913332	50195	3803545	9592	1716667	0	0	45939	115586	1778611	14549130	13.38

PRIORITY SECTOR OUTSTANDING AS ON 31.03.2026

Amt. in Lakhs

Number in Actual

TABLE:6

Sr.	Banks	Outstanding at the end of quarter 31.03.2026														% of Total Pri Sec loans to total advances
		Export Credit		Education		Housing		Social Infra		Renewable Energy		Others		Total Priority Sector		
		No	Amt	No	Amt	No	Amt	No	Amt	No	Amt	No	Amt	No	Amt	
1	Bank of Baroda	0	0	4520	21488	34351	209776	4	135	58	2761	2074	3241	288592	1478471	58.34
2	Bank of India	2	0	6898	19772	53525	218309	0	0	1	0	122	618	931403	2832071	65.07
3	Bank of Maharashtra	0	0	1602	6718	11324	99809	0	0	654	1084	0	0	97435	678238	65.41
4	Canara Bank	0	0	5339	20997	19866	170074	1	0	1496	2202	108	42	231146	1058538	41.45
5	Central Bank of India	0	0	6068	25819	90707	228733	9	419	0	0	401	122	548250	2040174	71.23
6	Indian Bank	0	0	916	3843	4643	48305	0	0	627	981	0	0	119652	550678	41.23
7	Indian Overseas Bank	0	0	284	989	4591	37113	0	0	150	253	229	1839	25024	127902	25.48
8	Punjab and Sind Bank	0	0	162	531	909	7700	3	13	75	122	411	65	16737	129159	74.50
9	Punjab National Bank	0	0	6425	25234	51922	204898	1	1	3534	5320	2203	198	378806	1590791	42.31
10	State Bank of India	2	8	28065	113892	200024	1161290	30	128	41247	70071	0	0	1138445	5546326	42.63
11	UCO Bank	4	9	1298	3522	8236	75392	7	6693	1	1	11589	59629	122973	582170	55.03
12	Union Bank of India	0	0	4299	15790	29161	90249	52	736	5	913	1171	16	329735	1443996	60.74
	PSBs - SUB TOTAL	8	17	65876	258597	509259	2551647	107	8125	47848	83708	18308	65771	4228198	18058514	50.79
13	Axis Bank	0	0	1011	5128	5335	55789	0	0	0	0	43955	10538	196099	1441038	52.87
14	Bandhan Bank	0	0	0	0	38431	339472	0	0	0	0	51707	10768	320483	581000	61.13
15	Catholic Syrian Bank	0	0	0	0	4	8	0	0	0	0	0	0	23	456	3.01
16	City Union Bank	0	0	0	0	16	178	0	0	0	0	1	0	264	16247	0.00
17	Development Credit Bank	0	0	0	0	25060	34569	16	1510	0	0	5402	385	81302	181967	61.63
18	Dhan Lakshmi Bank	0	0	3	7	28	232	0	0	2	5	1	0	46	370	36.69
19	Federal Bank Ltd.	0	0	7	20	138	1346	0	0	0	0	5	0	6855	46505	42.62
20	HDFC Bank	0	0	928	2145	52279	629032	4	1108	5	13	9426	2048	511627	4821714	61.65
21	ICICI Bank	0	0	554	5211	6912	68686	0	0	3	1010	748	289	174794	2630120	60.46
22	IDBI Bank	0	0	712	2998	5359	66635	9	28	12	15	1	0	49517	273062	44.67
23	IDFC First Bank	0	0	0	0	6565	47571	327	28	0	0	0	0	175561	526413	49.07
24	Indusind Bank Limited	0	0	0	0	1591	14100	15	5	0	0	6753	1278	479160	698544	68.04
25	Jammu and Kashmir Bank	0	0	10	32	63	711	0	0	2	3	160	456	378	2559	47.19
26	Karnataka Bank Limited	0	0	7	20	216	2485	0	0	0	0	14	336	600	15686	47.58
27	Karur Vysya Bank Ltd.	0	0	0	0	46	619	0	0	0	0	4	1	246	15719	52.04
28	Kotak Mahindra Bank	0	0	0	0	472	6986	0	0	0	0	1946	560	222868	987624	70.88
29	Lakshmi Vilas Bank	0	0	0	0	0	0	183	2	0	0	984	43	37839	25897	89.55
30	Ratnakar Bank Ltd. (RBL)	0	0	0	0	702	10654	0	0	0	0	3536	1044	134608	122669	83.02
31	South Indian Bank	0	0	5	48	27	280	0	0	0	0	21	146	690	3383	34.24
32	Tamilnadu Mercantile Bank	0	0	0	0	39	284	0	0	0	0	2	0	761	3661	53.94
33	Yes Bank	0	0	23	230	3167	38071	0	0	0	0	363	115	102042	455661	63.77
	PRIVATE BANK - SUB TOTAL	0	0	3260	15839	146450	1317707	554	2681	24	1046	125029	28009	2495763	12850295	60.13
	COMMERCIAL BANKS	8	17	69136	274436	655709	3869354	661	10806	47872	84754	143337	93780	6723961	30908808	54.30
34	MPGB	0	0	1753	4695	206764	196082	35	1676	749	1322	86788	183353	1315702	1981270	81.02
	RRBs - SUB TOTAL	0	0	1753	4695	206764	196082	35	1676	749	1322	86788	183353	1315702	1981270	81.02
35	DCCB & Apex Bank	0	0	57	107	11503	18364	0	0	16	28	6358	272976	4223333	4699437	97.95
	CO-OPERATIVE BANK -	0	0	57	107	11503	18364	0	0	16	28	6358	272976	4223333	4699437	97.95
36	AU Small Finance Bank	0	0	0	0	10222	94282	30	447	5	2354	10935	3466	340665	1186787	71.84
37	Equitas Small Finance Bank	0	0	0	0	280	2166	0	0	0	0	19335	6670	62058	66085	53.86
38	ESAF	0	0	31	6	312	5423	0	0	0	0	2064	284	193865	114011	88.80
39	Jana Small Finance Bank	0	0	0	0	11274	65711	0	0	0	0	49737	25756	312745	229223	85.81
40	Shivalik Small Finance Bank	0	0	1	14	172	1730	0	0	0	0	6105	678	56815	41020	83.65
41	Suryoday Small Finance Bank	0	0	0	0	29	191	0	0	0	0	11621	3302	110919	56555	69.59
42	Ujjivan Small Finance Bank	0	0	0	0	12202	23959	1658	620	0	0	6270	2880	62570	52687	66.88
43	Utkarsh Small Finance Bank	0	0	0	0	41	509	32	9	0	0	30636	8794	69174	32259	70.93
	SMALL FINANCE BANK	0	0	32	20	34532	193971	1720	1076	5	2354	136703	51829	1208811	1778627	73.35
	TOTAL	8	17	70978	279257	908508	4277771	2416	13559	48642	88457	373186	601938	13471807	39368142	59.12

Amt. in Lakhs		Number in Actual																	
		TABLE:7																	
		Outstanding at the end of the quarter 31.03.2026																	
Sr.	Banks	Loans to small & marginal farmers		Loans to SC/ST		Loans to SHGs		Loans to Minority Communities		OD under PMJDY		Beneficiaries of DRI scheme		Other loans to weaker sections		Total advances to weaker sections		% of loans to weaker sections to total advances	
		No	Amt	No	Amt	No	Amt	No	Amt	No	Amt	No	Amt	No	Amt	No	Amt		
1	Bank of Baroda	130783	333227	48255	124147	2586	7342	7978	34563	5241	153	41	138	0	0	194843	499432	19.71	
2	Bank of India	461707	1002299	126717	275182	592	2075	47827	208409	690	19	206	1450	5780	6423	643313	1494406	34.34	
3	Bank of Maharashtra	38186	87623	5826	13227	19	27	6944	51044	0	0	0	0	1979	2176	52954	154097	14.86	
4	Canara Bank	117311	275963	38727	97943	2159	4337	30362	126762	36743	1	1315	123	4273	29469	229575	534475	20.93	
5	Central Bank of India	275140	582884	106206	224078	22054	73470	10140	57951	1	0	0	0	5517	14232	419058	952615	33.26	
6	Indian Bank	67757	126388	26470	48601	186	320	10129	31906	2	0	0	0	11089	2782	115633	209997	15.72	
7	Indian Overseas Bank	5924	16011	321	1474	209	377	587	2102	3	0	5	0	11149	17774	18193	37737	7.52	
8	Punjab and Sind Bank	7211	16396	1874	5074	210	186	960	5838	34	1	12	0	0	0	10289	27494	15.86	
9	Punjab National Bank	245782	420879	51957	106916	20	85	18397	58449	4	0	0	0	19271	109343	335431	695673	18.50	
10	State Bank of India	415596	805180	397099	1198135	1866	2928	110264	367650	296	5	2	56	72882	87373	998003	2461272	18.92	
11	UCO Bank	61414	108491	14842	33396	132	64	6932	22045	0	0	97	11	3184	2635	86504	166631	15.75	
12	Union Bank of India	190369	460144	68491	158802	5673	10899	23485	79054	9940	18	170	80	18037	9064	315995	717980	30.20	
	PSBs - SUB TOTAL	2017180	4235486	886785	2286974	35706	102110	274005	1045773	52954	196	1848	1859	153161	281272	3419791	7951810	22.36	
13	Axis Bank	98023	84259	13005	22524	0	0	14262	79924	0	0	0	0	16	23	125306	186729	6.85	
14	Bandhan Bank	121340	73818	6659	4479	0	0	64182	56588	0	0	0	0	0	0	192181	134885	14.19	
15	Catholic Syrian Bank	1158	554	60	210	0	0	157	452	0	0	0	0	0	0	1375	1215	8.03	
16	City Union Bank	73	61	0	0	0	0	0	0	0	0	0	0	0	0	73	61	0.00	
17	Development Credit Bank	58253	51247	40	187	519	225	6397	8112	0	0	0	0	3262	316	68471	60087	20.35	
18	Dhan Lakshmi Bank	0	0	0	0	0	0	1	0	0	0	0	0	0	0	1	0	0.02	
19	Federal Bank Ltd.	3811	13330	481	1459	0	0	1745	7093	0	0	0	0	60	46	6097	21928	20.09	
20	HDFC Bank	209001	367075	5582	41934	5612	13892	23322	333811	0	0	0	0	112	121	243629	756833	9.68	
21	ICICI Bank	69275	178431	17133	69924	150	269	16970	293833	0	0	0	0	64	47	103592	542505	12.47	
22	IDBI Bank	24845	39430	7419	20446	3	9	4902	26230	0	0	0	0	823	2555	37992	88669	14.50	
23	IDFC First Bank	22998	8524	71871	35367	0	0	6147	2324	0	0	0	0	0	0	101016	46215	4.31	
24	Indusind Bank Limited	370617	85182	225489	76431	0	0	76217	33344	0	0	0	0	403328	195238	1075651	390195	38.01	
25	Jammu and Kashmir Bank	0	0	21	100	0	0	288	1509	2	0	22	2	0	0	311	1609	29.67	
26	Karnataka Bank Limited	131	282	37	320	1	0	75	612	0	0	0	0	5	18	249	1232	3.74	
27	Karur Vysya Bank Ltd.	0	0	15	174	0	0	3	16	0	0	0	0	0	0	18	190	0.63	
28	Kotak Mahindra Bank	147257	156939	96769	112301	0	0	2082	42232	0	0	0	0	79461	146505	325569	457977	32.87	
29	Lakshmi Vilas Bank	0	0	0	0	0	0	0	0	0	0	0	0	0	0	0	0	0.00	
30	Ratnakar Bank Ltd. (RBL)	114676	57634	45079	20517	0	0	9840	4458	0	0	0	0	0	0	169595	82608	55.91	
31	South Indian Bank	576	1917	4	4	0	0	68	291	0	0	0	0	0	0	648	2211	22.38	
32	Tamilnadu Mercantile Bank	295	598	29	64	0	0	54	346	0	0	1	0	1	0	379	1007	14.85	
33	Yes Bank	83164	57559	43073	26872	0	0	4400	33124	0	0	0	0	0	0	130637	117555	16.45	
	PRIVATE BANK - SUB TO	1325493	1176838	532766	433311	6285	14395	231112	924298	2	0	23	2	487132	344870	2582790	2893711	13.54	
	COMMERCIAL BANKS SUB	3342673	5412324	1419551	2720285	41991	116504	505117	1970070	52956	196	1871	1861	640293	626142	6002581	10845521	19.05	
34	MPGB	551211	641327	246270	283972	116234	251084	37711	57168	11407	14	0	0	0	0	962833	1233565	50.45	
	RRBs - SUB TOTAL	551211	641327	246270	283972	116234	251084	37711	57168	11407	14	0	0	0	0	962833	1233565	50.45	
35	DCCB & Apex Bank	1495201	1121616	2806072	275053	641	566	208951	30199					112	440	5138401	1133150	23.62	
	CO-OPERATIVE BANK - S	1495201	1121616	2806072	275053	641	566	208951	30199	0	0	0	0	112	440	5138401	1133150	23.62	
36	AU Small Finance Bank	198646	144602	22195	62824	0	0	19413	146703	0	0	0	0	0	0	240254	354128	21.44	
37	Equitas Small Finance Bank	6922	2153	14654	6011	0	0	4971	1950	0	0	0	0	0	0	26547	10114	8.24	
38	ESAF	128262	82491	64005	20401	0	0	10100	7341	0	0	0	0	2064	284	204431	110517	86.08	
39	Jana Small Finance Bank	122128	37939	139572	62679	0	0	30785	16987	0	0	0	0	33166	12898	325651	130505	48.85	
40	Shivalik Small Finance Bank	47353	18169	852	2381	114	51	1402	2624	0	0	0	0	0	0	49721	23226	47.36	
41	Suryoday Small Finance Bank	69830	27865	39279	15940	0	0	14428	5744	0	0	0	0	1673	1755	125210	51304	63.13	
42	Ujjivan Small Finance Bank	24024	10365	35730	20782	0	0	6608	3196	0	0	0	0	0	0	66362	34343	43.59	
43	Utkarsh Small Finance Bank	35841	11828	28607	11039	0	0	3214	2653	0	0	0	0	0	0	67662	25520	56.11	
	SMALL FINANCE BANK S	633006	335413	344894	202058	114	51	90921	187198	0	0	0	0	36903	14937	1105838	739657	30.50	
	TOTAL	6022091	7510680	4816787	3481367	158980	368205	842700	2244635	64363	210	1871	1861	677308	641518	13209653	13951892	20.95	

NON-PRIORITY SECTOR OUTSTANDING AS ON 31.03.2026 Table: 8

Sr.	Banks	Outstanding at the end of the quarter (Amt in Lakh)											
		Agriculture		Education		Housing		Personal loans under NPS		Others		Total NPS	
		No	Amt	No	Amt	No	Amt	No	Amt	No	Amt	No	Amt
1	Bank of Baroda	733	11195	482	16112	10750	269656	52847	118214	56471	640534	121283	1055710
2	Bank of India	0	0	142	4562	1989	103753	36362	137006	117978	1274798	156471	1520118
3	Bank of Maharashtra	0	0	143	5200	3172	112136	34987	183476	67	57833	38369	358645
4	Canara Bank	160	56947	265	8014	3005	89716	59425	164285	30346	1176501	93201	1495463
5	Central Bank of India	0	0	67	1183	309	5543	61442	405306	36881	412002	98699	824034
6	Indian Bank	289	11657	127	3618	4424	99600	34465	157472	3500	512682	42805	785029
7	Indian Overseas Bank	106	763	21	381	1107	26287	1046	3512	18771	343048	21051	373992
8	Punjab and Sind Bank	0	0	25	512	289	6672	438	833	4476	36202	5228	44219
9	Punjab National Bank	232	167365	412	13453	8578	231093	15519	53654	57140	1703631	81881	2169197
10	State Bank of India	90	1856	2772	65839	127035	1609967	89829	94621	1309437	5690435	1529163	7462718
11	UCO Bank	0	0	18	319	2947	104131	596	653	17814	370531	21375	475664
12	Union Bank of India	99	22775	971	24811	9243	164705	53902	318836	63280	402167	127495	933296
	PSBs - SUB TOTAL	1709	272559	5445	144003	172848	2823259	440858	1637868	1716161	12620395	2337021	17498084
13	Axis Bank	2	19	375	11298	4702	150443	302063	175498	151334	947360	458476	1284618
14	Bandhan Bank	0	0	0	0	9337	126609	16580	138747	91081	104082	116998	369437
15	Catholic Syrian Bank	0	0	0	0	0	0	645	2269	17	12409	662	14677
16	City Union Bank	0	0	3	171	25	1252	282	2081	79	2273	389	5777
17	Development Credit Bank	171	613	30	179	1133	25827	1	0	6564	86692	7899	113311
18	Dhan Lakshmi Bank	0	0	0	0	5	35	4	8	197	595	206	638
19	Federal Bank Ltd.	0	0	6	96	103	4066	652	990	7699	57470	8460	62623
20	HDFC Bank	10906	189495	106	297	46492	795157	131776	493933	1142628	1519911	1331908	2998792
21	ICICI Bank	0	0	775	25564	19384	457910	50333	238765	362665	997591	433157	1719830
22	IDBI Bank	0	0	70	2263	2760	91486	1426	29356	30027	215137	34283	338243
23	IDFC First Bank	102	1548	403	13412	3074	52026	85889	88430	520706	390972	610174	546387
24	Indusind Bank Limited	0	0	0	0	876	17317	0	0	244042	310826	244918	328143
25	Jammu and Kashmir Bank	0	0	0	0	33	553	270	1427	209	882	512	2863
26	Karnataka Bank Limited	0	0	4	125	74	2683	327	11509	460	2963	865	17280
27	Karur Vysya Bank Ltd.	0	0	0	0	59	2548	360	3605	128	8334	547	14487
28	Kotak Mahindra Bank	0	0	0	0	0	0	0	0	68577	405720	68577	405720
29	Lakshmi Vilas Bank	0	0	0	0	2	36	133	87	85	2899	220	3022
30	Ratnakar Bank Ltd. (RBL)	32	54	1	27	213	9743	417	192	4848	15075	5511	25091
31	South Indian Bank	0	0	0	0	9	406	962	2210	394	3882	1365	6497
32	Tamilnadu Mercantile Bank	0	0	0	0	8	238	197	818	16	2070	221	3126
33	Yes Bank	0	0	55	1864	3170	99968	5931	17636	63158	139419	72314	258888
	PRIVATE BANK - SUB T	11213	191729	1828	55296	91459	1838301	598248	1207560	2694914	5226564	3397662	8519450
	COMMERCIAL BANKS SUB TOTAL	12922	464288	7273	199299	264307	4661559	1039106	2845428	4411075	17846959	5734683	26017534
34	MPGB	0	0	25	716	358	14160	10568	34715	105959	414418	116910	464009
	RRBs - SUB TOTAL	0	0	25	716	358	14160	10568	34715	105959	414418	116910	464009
35	DCCB & Apex Bank	0	0	0	0	0	0	21841	37035	25953	61258	47794	98292
	CO-OPERATIVE BANK	0	0	0	0	0	0	21841	37035	25953	61258	47794	98292
36	AU Small Finance Bank	0	0	0	0	4448	62229	1531	924	128347	402033	134326	465186
37	Equitas Small Finance Bank	0	0	0	0	140	1775	0	0	14810	74670	14950	76445
38	ESAF	0	0	0	0	0	0	0	0	6394	14378	6394	14378
39	Jana Small Finance Bank	0	0	0	0	488	6916	0	0	35858	31004	36346	37920
40	Shivalik Small Finance Bank	0	0	1	22	80	1477	223	1934	960	4585	1264	8019
41	Suryoday Small Finance Bank	0	0	0	0	725	4823	3826	2317	15892	17570	20443	24710
42	Ujjivan Small Finance Bank	0	0	0	0	1716	21629	19	17	2654	4446	4389	26092
43	Utkarsh Small Finance Bank	0	0	0	0	0	0	0	0	14181	13223	14181	13223
	SMALL FINANCE BANK	0	0	1	22	7597	98850	5599	5192	219096	561908	232293	665971
	TOTAL	12922	464288	7299	200038	272262	4774569	1077114	2922370	4762083	18884543	6131680	27245807

ANNUAL CREDIT PLAN ACHIEVEMENT UNDER AGRICULTURE AS ON 31.03.2026

Amt. in Lakhs

Table: 9(i)

Sr.	Banks	FARM CREDIT				Achievement % (Amt.)	CROP LOANS (Out of Farm Credit)				Achievement % (Amt.)
		TARGET		ACHIVEMENT			TARGET		ACHIVEMENT		
		Number	Amount	Number	Amount		Number	Amount	Number	Amount	
1	Bank of Baroda	120340	279288	104494	307874	110.2	77799	197008	77618	231776	117.6
2	Bank of India	530473	1212422	454306	1118552	92.3	360104	783305	302796	633762	80.9
3	Bank of Maharashtra	47503	90279	20165	99599	110.3	37222	69168	13075	80723	116.7
4	Canara Bank	126828	309087	99295	308392	99.8	102061	279906	94951	299488	107.0
5	Central Bank of India	673583	896749	513080	830529	92.6	318483	435298	234103	354575	81.5
6	Indian Bank	97966	167956	84114	162697	96.9	80041	150269	82147	158043	105.2
7	Indian Overseas Bank	7759	24071	7819	28255	117.4	4983	16676	4595	16257	97.5
8	Punjab and Sind Bank	1928	4218	5205	15258	361.7	1061	1753	3383	6902	393.7
9	Punjab National Bank	119088	515692	86459	351762	68.2	99059	484142	77519	328200	67.8
10	State Bank of India	570138	1283540	420773	1345708	104.8	474435	1125714	327475	924002	82.1
11	UCO Bank	29738	68285	15484	40278	59.0	20732	53371	12932	30645	57.4
12	Union Bank of India	168718	389354	148512	394437	101.3	140724	360106	132742	348523	96.8
	PSBs - SUB TOTAL	2494062	5240941	1959706	5003342	95.5	1716704	3956716	1363336	3412896	86.3
13	Axis Bank	102924	309727	93509	130429	42.1	67727	242711	35003	81403	33.5
14	Bandhan Bank	43591	43728	102891	91676	209.7	2764	8099	476	6865	84.8
15	Catholic Syrian Bank	2022	4903	962	4851	98.9	0	0	0	0	0.0
16	City Union Bank	44	59	114	94	159.0	40	55	114	94	170.6
17	Development Credit Bank	26550	76985	21838	83390	108.3	9011	42651	13089	60246	141.3
18	Dhan Lakshmi Bank	16	166	4	39	23.3	11	161	4	39	0.0
19	Federal Bank Ltd.	12841	44333	9151	41865	94.4	10587	41636	9017	41007	98.5
20	HDFC Bank	259722	764366	160670	648492	84.8	77103	282510	43048	214440	75.9
21	ICICI Bank	168690	451930	118098	440607	97.5	79030	235550	45475	146285	62.1
22	IDBI Bank	34653	58488	22917	55328	94.6	24235	50277	20553	51530	102.5
23	IDFC First Bank	84040	180641	71630	165360	91.5	13663	80884	6973	87750	108.5
24	Indusind Bank Limited	367961	381611	161791	242604	63.6	70385	167455	58548	125647	75.0
25	Jammu and Kashmir Bank	0	0	2	2	0.0	0	0	0	0	0.0
26	Karnataka Bank Limited	129	415	226	752	181.1	108	380	222	751	197.6
27	Karur Vysya Bank Ltd.	0	0	3	0	0	0	0	1	0	0.0
28	Kotak Mahindra Bank	122723	187266	99914	168878	90.2	3561	4170	70	1630	39.1
29	Lakshmi Vilas Bank	5687	3414	16186	21653	634.2	4749	3281	16186	21653	0.0
30	Ratnakar Bank Ltd. (RBL)	59361	55358	76175	64255	116.1	6572	13641	5158	10188	74.7
31	South Indian Bank	1130	3550	715	2153	60.6	649	2370	715	2153	90.8
32	Tamilnadu Mercantile Bank	802	1768	905	2495	141.1	688	1664	744	2220	133.4
33	Yes Bank	61132	83897	50197	67479	80.4	12108	37005	4919	27872	75.3
	PRIVATE BANK - SUB TOTAL	1354018	2652605	1007898	2232401	84.2	382991	1214500	260315	881771	72.6
	COMMERCIAL BANKS	3848080	7893546	2967604	7235742	91.7	2099695	5171216	1623651	4294668	83.0
34	MPGB	571759	935030	535382	843826	90.2	471804	814006	502970	728626	89.5
	RRBs - SUB TOTAL	571759	935030	535382	843826	90.2	471804	814006	502970	728626	89.5
35	DCCB & Apex Bank	3690142	2935801	2590517	2233768	76.1	3314331	2754553	2589048	2219015	80.6
	CO-OPERATIVE BANK	3690142	2935801	2590517	2233768	76.1	3314331	2754553	2589048	2219015	80.6
36	AU Small Finance Bank	103305	115761	130455	156008	134.8	6443	7376	0	0	0.0
37	Equitas Small Finance Bank	15953	12392	24681	15186	122.5	1132	1343	0	0	0.0
38	ESAF	86231	95664	38070	89491	93.5	2129	2289	20	101	4.4
39	Jana Small Finance Bank	68827	50838	92585	66096	130.0	2534	3513	0	0	0.0
40	Shivalik Small Finance Bank	340	1195	546	1664	139.2	0	0	546	1664	0.0
41	Suryoday Small Finance Bank	44380	27594	35460	25908	93.9	1276	1511	0	0	0.0
42	Ujjivan Small Finance Bank	11174	9353	16236	11011	117.7	0	0	0	0	0.0
43	Utkarsh Small Finance Bank	32266	17099	19336	10190	59.6	1166	1227	0	0	0.0
	SMALL FINANCE BANKS	362476	329896	357369	375553	113.8	14680	17259	566	1765	10.2
	TOTAL	8472457	12094273	6450872	10688889	88.4	5900510	8757034	4716235	7244072	82.7

ANNUAL CREDIT PLAN ACHIEVEMENT UNDER AGRICULTURE AS ON 31.03.2026

Amt. in Lakhs

No. in actual

TABLE: 9(ii)

Sr.	Banks	AGRI INFRASTRUCTURE					ANCILLARY ACTIVITIES					TOTAL AGRICULTURE (Farm Credit+Agri Infr+Anci Acti)				
		TARGET		ACHIVEMENT		Achievement % (Amt.)	TARGET		ACHIVEMENT		Achievement % (Amt.)	TARGET		ACHIVEMENT		Achievement % (Amt.)
		No.	Amt.	No.	Amt.		No.	Amt.	No.	Amt.		No.	Amt.	No.	Amt.	
1	Bank of Baroda	1151	7512	1553	7867	104.7	2348	171671	1948	138428	80.6	123839	458471	107995	454169	99.1
2	Bank of India	245	9046	102	5194	57.4	18298	100684	12150	81391	80.8	549016	1322152	466558	1205137	91.1
3	Bank of Maharashtra	2169	8606	377	6220	72.3	13203	30174	15425	90970	301.5	62875	129059	35967	196788	152.5
4	Canara Bank	290	47503	152	9842	20.7	1149	15484	1380	20508	132.4	128267	372074	100827	338742	91.0
5	Central Bank of India	255	8551	716	22326	261.1	1986	62663	1382	48898	78.0	675824	967963	515178	901753	93.2
6	Indian Bank	52	4181	326	2455	58.7	368	34830	254	69676	200.0	98386	206967	84694	234827	113.5
7	Indian Overseas Bank	31	230	59	274	119.2	67	2395	140	65975	2754.7	7857	26696	8018	94504	354.0
8	Punjab and Sind Bank	1	6	10	461	7684.5	101	1250	307	6781	542.4	2030	5474	5522	22500	411.0
9	Punjab National Bank	517	3997	175	8643	216.2	903	84680	717	138049	163.0	120508	604369	87351	498454	82.5
10	State Bank of India	122	11276	984	30726	272.5	2754	256531	10560	285304	111.2	573014	1551347	432317	1661738	107.1
11	UCO Bank	88	3307	105	5328	161.1	219	7312	241	9235	126.3	30045	78904	15830	54841	69.5
12	Union Bank of India	577	4086	51	1668	40.8	13286	110405	1576	137316	124.4	182581	503845	150139	533422	105.9
	PSBs - SUB TOTAL	5498	108301	4610	101004	93.3	54682	878079	46080	1092530	124.4	2554242	6227321	2010396	6196875	99.5
13	Axis Bank	99	8579	16	2763	32.2	2782	423671	2352	342072	80.7	105805	741977	95877	475264	64.1
14	Bandhan Bank	167	882	0	0	0.0	3746	8957	2815	8243	92.0	47504	53567	105706	99919	186.5
15	Catholic Syrian Bank	0	0	0	0	0.0	1	6	0	0	0.0	2023	4909	962	4851	58.8
16	City Union Bank	0	0	0	0	0.0	0	0	0	0	0.0	44	59	114	94	159.0
17	Development Credit Bank	1	10	0	0	0.0	15	543	2	51	9.5	26566	77538	21840	83441	107.6
18	Dhan Lakshmi Bank	0	0	0	0	0.0	0	0	2	14	0.0	16	166	6	52	31.5
19	Federal Bank Ltd.	3	3754	3	2577	68.6	10	2185	24	1489	68.1	12854	50272	9178	45930	91.4
20	HDFC Bank	276	8389	132	14975	178.5	9445	545180	7760	601667	110.4	269443	1317935	168562	1265134	96.0
21	ICICI Bank	28	586	3	436	74.4	1281	151617	2550	329958	217.6	169999	604133	120651	771001	127.6
22	IDBI Bank	24	628	13	436	69.4	486	7874	857	14218	180.6	35163	66990	23787	69982	104.5
23	IDFC First Bank	1	35	0	0	0.0	29	2279	103	19218	843.3	84070	182955	71733	184578	100.9
24	Indusind Bank Limited	3	76	1	16	21.1	121	13124	11	1637	12.5	368085	394811	161803	244257	61.9
25	Jammu and Kashmir Bank	0	0	0	0	0.0	0	0	0	0	0.0	0	0	2	2	0.0
26	Karnataka Bank Limited	0	0	0	0	0.0	7	2407	10	1545	64.2	136	2822	236	2296	81.4
27	Karur Vysya Bank Ltd.	0	0	0	0	0.0	1	1039	0	0	0.0	1	1039	3	0	0.0
28	Kotak Mahindra Bank	24	882	19	1958	222.0	975	155502	715	179064	115.2	123722	343650	100648	349900	101.8
29	Lakshmi Vilas Bank	0	0	0	0	0.0	0	0	0	0	0.0	5687	3414	16186	21653	634.2
30	Ratnakar Bank Ltd. (RBL)	2	36	0	0	0.0	24	1803	15	1332	73.9	59387	57197	76190	65587	114.7
31	South Indian Bank	0	0	0	0	0.0	0	0	0	0	0.0	1130	3550	715	2153	60.6
32	Tamilnadu Mercantile Bank	0	0	0	0	0.0	0	0	0	0	0.0	802	1768	905	2495	141.1
33	Yes Bank	44	4755	17	4190	88.1	419	114917	301	125450	109.2	61595	203569	50515	197119	96.8
	PRIVATE BANK - SUB TOTAL	672	28612	204	27351	95.6	19342	1431104	17517	1625957	113.6	1374032	4112321	1025619	3885709	94.5
	COMMERCIAL BANKS SUB TOTAL	6170	136913	4814	128354	93.7	74024	2309183	63597	2718487	117.7	3928274	10339642	3036015	10082584	97.5
34	MPGB	156	2829	144	1202	42.5	692	9296	574	2901	31.2	572607	947155	536100	847930	89.5
	RRBs - SUB TOTAL	156	2829	144	1202	42.5	692	9296	574	2901	31.2	572607	947155	536100	847930	89.5
35	DCCB & Apex Bank	257	32153	25	41	0.1	97	3764	18	22	0.6	3690496	2971718	2590560	2233831	75.2
	CO-OPERATIVE BANK - SUB TOTAL	257	32153	25	41	0	97	3764	18	21.83	0.6	3690496	2971718	2590560	2233831	75
36	AU Small Finance Bank	12	296	6	2625	886.7	170	11228	119	6747	60.1	103487	127285	130580	165380	129.9
37	Equitas Small Finance Bank	2	14	0	0	0.0	7	347	0	0	0.0	15962	12753	24681	15186	119.1
38	ESAF	2	29	0	0	0.0	10	450	0	0	0.0	86243	96143	38070	89491	93.1
39	Jana Small Finance Bank	3	43	0	0	0.0	12	527	0	0	0.0	68842	51408	92585	66096	128.6
40	Shivalik Small Finance Bank	0	0	0	0	0.0	0	0	0	0	#DIV/0!	0	1195	546	1664	139.2
41	Survyoday Small Finance Bank	159	243	89	71	29.4	2334	2149	2202	1492	69.4	0	29986	37751	27471	91.6
42	Ujjivan Small Finance Bank	12	112	0	0	0.0	26	465	0	0	0.0	0	9930	16236	11011	110.9
43	Utkarsh Small Finance Bank	1	12	0	0	0.0	7	302	0	0	0.0	11182	17413	16236	10190	58.5
	SMALL FINANCE BANK SUB TOTAL	191	749	95	2696	360.0	2566	15468	2321	8239	53.3	365233	346113	359785	386488	111.7
	TOTAL	6774	172644	5078	132294	76.6	77379	2337711	66510	2729650	116.8	8556610	14604628	6522460	13550833	92.8

ANNUAL CREDIT PLAN ACHIEVEMENT UNDER MSME (PRI SEC) AS ON 31.03.2026

Amt. in Lakhs

No. in actual

TABLE:10

Sr.	Banks	TARGET		Disbursement upto the end of current quarter 31.03.2026												Achievement % (Amt.)
				Micro		Small		Medium		KVIC		Other MSME		Total MSME		
		No.	Amt.	No.	Amt.	No.	Amt.	No.	Amt.	No.	Amt.	No.	Amt.	No.	Amt.	
1	Bank of Baroda	54906	679297	44690	386977	622	139333	175	103550	902	5121	0	0	46389	634981	93.5
2	Bank of India	89741	596168	67282	314323	819	159387	750	52237	0	0	0	0	68851	525946	88.2
3	Bank of Maharashtra	12282	185635	40399	123883	775	76008	58	36344	9	20	0	0	41241	236255	127.3
4	Canara Bank	27922	309051	22140	196757	442	73224	32	22544	0	0	103	1089	22717	293614	95.0
5	Central Bank of India	56305	699395	34402	372692	1547	171322	63	45831	1270	12534	150	26336	37432	628715	89.9
6	Indian Bank	45822	417636	45958	388365	884	124372	112	90390	37	27	0	0	46991	603154	144.4
7	Indian Overseas Bank	4484	20361	4268	32526	30	4759	2	1400	0	0	0	0	4300	38685	190.0
8	Punjab and Sind Bank	1488	14679	3275	36185	97	27108	19	6108	7	2	0	0	3398	69404	472.8
9	Punjab National Bank	35567	418468	29355	309584	889	158622	135	160728	0	0	0	0	30379	628935	150.3
10	State Bank of India	165160	1742477	73041	1132611	4149	406300	587	353608	0	0	36375	68952	114152	1961470	112.6
11	UCO Bank	20680	192261	12252	120895	562	113623	3	518	0	0	0	0	12817	235036	122.2
12	Unions Bank of India	41868	581008	21398	264553	1019	168466	128	93577	15	152	0	0	22560	526749	90.7
	PSBs - SUB TOTAL	556225	5856436	398460	3679350	11835	1622525	2064	966835	2240	17857	36628	96376	451227	6382944	109.0
13	Axis Bank	11639	884680	4956	291413	2014	415828	257	188026	0	0	0	0	7227	895267	101.2
14	Bandhan Bank	22867	59188	54348	73429	194	11758	38	3086	0	0	0	0	54580	88273	149.1
15	Catholic Syrian Bank	0	0	11	218	7	240	0	0	0	0	0	0	18	458	0.0
16	City Union Bank	55	4042	47	3792	9	2873	0	0	0	0	0	0	56	6665	164.9
17	Development Credit Bank	918	19158	584	18450	18	515	7	207	0	0	0	0	609	19172	100.1
18	Dhan Lakshmi Bank	0	0	1	15	0	0	0	0	0	0	0	0	1	15	0.0
19	Federal Bank Ltd.	445	21196	634	4352	43	8102	11	4575	0	0	0	0	688	17028	80.3
20	HDFC Bank	31346	2261259	24186	910300	7930	855859	2616	604958	0	0	0	0	34732	2371116	104.9
21	ICICI Bank	30423	2122892	15548	854549	4481	650318	943	190761	0	0	0	0	20972	1695629	79.9
22	IDBI Bank	7729	98793	5703	63440	134	21616	10	3966	3	13	0	0	5850	89035	90.1
23	IDFC First Bank	9162	177106	7497	106122	722	43344	99	3023	0	0	0	0	8318	152489	86.1
24	Indusind Bank Limited	64511	366734	23269	134769	882	140805	149	44509	0	0	0	0	24300	320083	87.3
25	Jammu and Kashmir Bank	99	979	66	1506	0	0	0	0	0	0	0	0	66	1506	153.9
26	Karnataka Bank Limited	204	7214	144	3078	20	2726	9	42	0	0	0	0	173	5846	81.0
27	Karur Vysya Bank Ltd.	75	3014	140	3632	60	3501	1	0	0	0	0	0	201	7133	236.7
28	Kotak Mahindra Bank	7417	474412	3433	156982	1213	191262	347	141282	0	0	0	0	4993	489525	103.2
29	Lakshmi Vilas Bank	2529	3013	19	1216	33	8977	4	0	0	0	0	0	56	10193	338.3
30	Ratnakar Bank Ltd. (RBL)	351	13783	268	17261	104	13944	31	11239	0	0	0	0	403	42445	308.0
31	South Indian Bank	40	3988	41	709	8	27	3	1004	0	0	0	0	52	1740	43.6
32	Tamilnadu Mercantile Bank	168	2076	107	1460	0	0	0	0	0	0	0	0	107	1460	70.3
33	Yes Bank	3602	263805	2070	88970	501	96703	494	82986	0	0	0	0	3065	268659	101.8
	PRIVATE BANK - SUB TOTAL	193580	6787332	143072	2735664	18373	2468399	5019	1279663	3	13	0	0	166467	6483738	95.5
	COMMERCIAL BANK	749805	12643768	541532	6415014	30208	4090924	7083	2246498	2243	17870	36628	96376	617694	12866682	101.8
34	MPGB	155953	274748	133093	235988	18	2336	0	0	1380	2920	0	0	134491	241243	87.8
	RRBs - SUB TOTAL	155953	274748	133093	235988	18	2336	0	0	1380	2920	0	0	134491	241243	87.8
35	DCCB & Apex Bank	7719	112791	0	0	0	0	0	0	0	0	0	0	0	0	0.0
	CO-OPERATIVE BANK	7719	112791	0	0	0	0	0	0	0	0	0	0	0	0	0.0
36	AU Small Finance Bank	26788	274967	21356	232102	139	16196	10	4675	0	0	0	0	21505	252973	92.0
37	Equitas Small Finance Bank	2530	20560	2220	20137	87	992	38	698	0	0	0	0	2345	21827	106.2
38	ESAF	16870	12816	19695	13741	0	0	0	0	0	0	0	0	19695	13741	107.2
39	Jana Small Finance Bank	16858	19975	41525	35420	53	1745	0	0	0	0	0	0	41578	37165	186.1
40	Shivalik Small Finance Bank	848	12699	1836	15651	32	1270	2	103	0	0	0	0	1870	17024	0.0
41	Suryoday Small Finance Bank	354	6506	9806	14148	97	483	25	121	0	0	0	0	9928	14752	226.7
42	Ujjivan Small Finance Bank	4664	11478	7256	8578	17	1662	1	4	0	0	0	0	7274	10243	89.2
43	Utkarsh Small Finance Bank	720	6775	786	3422	8	261	0	0	0	0	2	55	796	3739	55.2
	SMALL FINANCE BANK	69632	365776	104480	343199	433	22609	76	5600	0	0	2	55	104991	371463	101.6
	TOTAL	983109	13397083	779105	6994200	30659	4115869	7159	2252098	3623	20790	36630	96432	857176	13479389	100.6

ANNUAL CREDIT PLAN ACHIEVEMENT UNDER PRIORITY SECTOR AS ON 31.03.2026

Amt. in Lakhs

TABLE: 11(i)

Sr.	Banks	EXPORT CREDIT				Achievement % (Amt.)	EDUCATION				Achievement % (Amt.)	HOUSING				Achievement % (Amt.)
		TARGET		ACHIVEMENT			TARGET		ACHIVEMENT			TARGET		ACHIVEMENT		
		Number	Amount	Number	Amount		Number	Amount	Number	Amount		Number	Amount	Number	Amount	
1	Bank of Baroda	0	0	0	0	0.0	2064	3800	1578	3780.04	99.5	1559	6735	1403	16242	241.2
2	Bank of India	10	471	0	0	0.0	3087	3882	2728	4147.18	106.8	2187	30689	2523	37898	123.5
3	Bank of Maharashtra	0	0	1	0	0.0	924	1571	2176	1607.89	102.3	1304	15824	20895	19311	122.0
4	Canara Bank	0	0	0	0	0.0	2804	4031	2320	4462.47	110.7	2339	26752	1721	16995	63.5
5	Central Bank of India	0	0	0	0	0.0	2203	4835	1914	4938.10	102.1	3835	41852	4207	42462	101.5
6	Indian Bank	0	0	0	0	0.0	658	1369	211	377.55	27.6	3028	28164	1420	14770	52.4
7	Indian Overseas Bank	0	0	17	155	0.0	151	317	161	247.61	78.1	815	18712	624	6256	33.4
8	Punjab and Sind Bank	0	0	0	0	0.0	41	96	140	497.51	518.2	46	600	787	6785	1130.8
9	Punjab National Bank	8	4379	0	0	0.0	2800	4283	2089	4104.76	95.8	2753	32192	2704	35253	109.5
10	State Bank of India	6	530	1	0	0.0	13657	22013	12849	27232.79	123.7	28722	179154	18879	172949	96.5
11	UCO Bank	0	0	0	0	0.0	498	626	474	639.95	102.2	1759	18662	1855	17519	93.9
12	Union Bank of India	0	0	0	0	0.0	2305	3594	1714	3314.34	92.2	1408	14681	1218	14233	97.0
	PSBs - SUB TOTAL	24	5380	19	155	2.9	31192	50417	28354	55350.2	109.8	49755	414017	58236	400673	96.8
13	Axis Bank	7	9981	1	1022	10.2	639	1961	232	1353.50	69.0	2104	24034	329	3631	15.1
14	Bandhan Bank	0	0	0	0	0.0	182	275	0	0.00	0.0	5981	56373	3219	27726	49.2
15	Catholic Syrian Bank	0	0	0	0	0.0	0	0	0	0.00	0.0	0	0	0	0	0.0
16	City Union Bank	0	0	0	0	0.0	1	2	0	0	0.0	7	169	0	0	0.0
17	Development Credit Bank	8	392	0	0	0.0	54	74	13	23.69	32.0	30129	43685	31061	27675	63.4
18	Dhan Lakshmi Bank	0	0	0	0	0.0	0	0	0	0.00	0.0	1	18	0	0	0.0
19	Federal Bank Ltd.	0	0	0	0	0.0	23	41	1	1.10	2.7	43	752	16	166	22.0
20	HDFC Bank	0	0	0	0	0.0	650	841	307	379.68	45.1	10949	108536	6230	55464	51.1
21	ICICI Bank	0	0	1	1174	0.0	241	1636	91	1322.06	80.8	1394	18954	811	13090	69.1
22	IDBI Bank	0	0	0	0	0.0	395	577	291	521.06	90.3	530	8768	604	9287	105.9
23	IDFC First Bank	0	0	0	0	0.0	36	89	0	0.00	0.0	1420	10640	778	8842	83.1
24	Indusind Bank Limited	2	1410	0	0	0.0	52	78	0	0.00	0.0	841	4960	755	4921	99.2
25	Jammu and Kashmir Bank	0	0	0	0	0.0	6	6	3	5.43	90.5	2	53	5	53	100.8
26	Karnataka Bank Limited	0	0	0	0	0.0	12	24	1	0.40	1.7	26	331	38	97	29.4
27	Karur Vysya Bank Ltd.	0	0	0	0	0.0	0	0	0	0.00	0.0	7	82	60	30	37.0
28	Kotak Mahindra Bank	0	0	0	0	0.0	14	43	0	0.00	0.0	194	2977	109	1563	52.5
29	Lakshmi Vilas Bank	0	0	0	0	0.0	0	0	0	0.00	0.0	3	0	0	0	0.0
30	Ratnakar Bank Ltd. (RB)	30	7920	0	0	0.0	7	11	0	0.00	0.0	267	3597	360	3853	107.1
31	South Indian Bank	0	0	0	0	0.0	13	17	0	0.00	0.0	10	53	0	0	0.0
32	Tamilnadu Mercantile Bank	0	0	0	0	0.0	0	0	0	0.00	0.0	4	62	1	1	0.0
33	Yes Bank	0	0	0	0	0.0	19	176	15	56.12	31.9	687	14321	1115	8088	56.5
	PRIVATE BANK - SUB	47	19703	2	2195	11.1	2344	5851	954	3663.04	62.6	54599	298365	45491	164487	55.1
	COMMERCIAL BANKS	71	25083	21	2350	9.4	33536	56268	29308	59013.2	104.9	104354	712382	103727	565160	79.3
34	MPGB	0	0	0	0	0.0	696	972	440	594.41	61.2	3318	20468	3041	28112	137.3
	RRBs - SUB TOTAL	0	0	0	0	0.0	696	972	440	594.41	61.2	3318	20468	3041	28111.8	137.3
35	DCCB & Apex Bank	0	0	0	0	0.0	60	105	1	0.00	0.0	714	5800	539	2627	45.3
	CO-OPERATIVE BANK	0	0	0	0	0.0	60	105	1	0	0.0	714	5800	539	2627	45.3
36	AU Small Finance Bank	0	0	0	0	0.0	29	175	0	0.00	0.0	1659	26606	1172	14349	53.9
37	Equitas Small Finance Bank	0	0	0	0	0.0	6	8	0	0.00	0.0	43	606	34	470	77.6
38	ESAF	0	0	0	0	0.0	20	56	1	0.80	1.4	246	2794	240	2287	81.9
39	Jana Small Finance Bank	0	0	0	0	0.0	9	21	0	0.00	0.0	5589	19172	2844	23105	120.5
40	Shivalik Small Finance Bank	0	0	0	0	0.0	0	0	0	0.00	0.0	31	423	55	822	194.3
41	Suryoday Small Finance Bank	0	0	0	0	0.0	86	122	0	0.00	0.0	86	704	1	23	3.3
42	Ujjivan Small Finance Bank	0	0	0	0	0.0	7	9	0	0.00	0.0	5826	13665	6041	14656	107.2
43	Utkarsh Small Finance Bank	0	0	0	0	0.0	5	7	0	0.00	0.0	134	151	187	356	235.7
	SMALL FINANCE BANKS	0	0	0	0	0.0	162	398	1	0.8	0.2	13614	64121	10574	56068	87.4
	TOTAL	71	25083	21	2350	9.4	34454	57743	29750	59608.4	103.2	122000	802771	117881	651967	81.2

ANNUAL CREDIT PLAN ACHIEVEMENT UNDER PRIORITY SECTOR AS ON 31.03.2026

Amt. in Lakhs

Number in Actual

TABLE:11(ii)

Sr.	Banks	SOCIAL INFRASTRUCTURE				Achievement % (Amt.)	RENEWABLE ENERGY				Achievement % (Amt.)	OTHERS				TOTAL PRIORITY SECTOR				Achievement % (Amt.)
		TARGET		ACHIEVEMENT			TARGET		ACHIEVEMENT			TARGET		ACHIEVEMENT		TARGET		ACHIEVEMENT		
		Number	Amount	Number	Amount		Number	Amount	Number	Amount		Number	Amount	Number	Amount	Number	Amount	Number	Amount	
1	Bank of Baroda	14	144	2	51	35.1	74	753	13	232	30.8	1174	735	1785	3127	183630	1149935	159165	1112582	96.8
2	Bank of India	33	280	0	0	0.0	108	243	0	0	0.0	963	3942	58	529	645145	1957827	540718	1773657	90.6
3	Bank of Maharashtra	1	4	0	0	0.0	13	67	8	0	0.0	5009	6653	11438	30763	82408	338813	111726	484725	143.1
4	Canara Bank	7	20	0	0	0.0	178	861	1334	2342	272.0	1456	1302	1	1	162973	714091	128920	656155	91.9
5	Central Bank of India	17	845	5	443	52.5	24	69	0	0	0.0	3899	6666	6	50	742107	1721625	558742	1578362	91.7
6	Indian Bank	1	10	0	0	0.0	12	32	550	982	3067.8	1385	990	0	0	149292	655168	133866	854110	130.4
7	Indian Overseas Bank	4	4	0	0	0.0	4	8	255	429	5368.5	158	175	105	1648	13473	66273	13480	141924	214.2
8	Punjab and Sind Bank	0	0	3	13	0.0	10	23	0	0	0.0	77	42	21	54	3692	20914	9871	99252	474.6
9	Punjab National Bank	13	23	0	0	0.0	305	5373	2889	4985	92.8	1277	867	55	26	163231	1069954	125467	1171757	109.5
10	State Bank of India	126	4940	14	140	2.8	196	6036	36416	66852	1107.6	6082	7747	0	0	786963	3514244	614628	3890383	110.7
11	UCO Bank	7	5119	7	9171	179.2	13	26	0	0	0.0	8258	48064	8972	51277	61260	343662	39955	368484	107.2
12	Union Bank of India	11	62	16	355	573.2	34	66	5	910	1378.8	1614	1568	1342	29	229821	1104824	176994	1079013	97.7
	PSBs - SUB TOTAL	234	11451	47	10173	88.8	971	13557	41470	76733	566.0	31352	78751	23783	87502	3223995	12657330	2613532	13210405	104.4
13	Axis Bank	4	8	0	0	0.0	11	18	0	0	0.0	22627	9914	14902	7257	142836	1672573	118568	1383795	82.7
14	Bandhan Bank	21	544	0	0	0.0	6	14	0	0	0.0	146312	82808	26780	14458	222873	252041	190285	230376	91.4
15	Catholic Syrian Bank	0	0	0	0	0.0	0	0	0	0	0.0	0	0	0	0	2023	4909	980	5309	108.2
16	City Union Bank	0	0	0	0	0.0	0	0	0	0	0.0	0	0	3	980	107	4272	173	7739	181.2
17	Development Credit Bank	18	1096	8	1660	151.5	4	10	0	0	0.0	2165	725	0	0	59862	142678	53531	131972	92.5
18	Dhan Lakshmi Bank	0	0	0	0	0.0	0	0	0	0	0.0	0	0	0	0	17	184	7	67	36.6
19	Federal Bank Ltd.	0	0	0	0	0.0	2	4	0	0	0.0	75	40	0	0	13442	72305	9883	63125	87.3
20	HDFC Bank	15	111	2	505	455.3	30	630	0	0	0.0	12304	8283	10027	4774	324737	3697595	219860	3697373	100.0
21	ICICI Bank	5	6	0	0	0.0	18	914	3	1007	110.2	4052	3042	2170	269	206132	2751577	144699	2483492	90.3
22	IDBI Bank	52	502	22	136	27.1	10	26	13	23	88.1	681	292	0	0	44560	175948	30567	168984	96.0
23	IDFC First Bank	429	230	0	0	0.0	15	590	0	0	0.0	93	77	0	0	95225	371687	80829	345909	93.1
24	Indusind Bank Limited	7	4	12	6	137.5	2	4	0	0	0.0	6737	3190	2772	1186	440237	771191	189642	570453	74.0
25	Jammu and Kashmir Bank	0	0	0	0	0.0	0	0	0	0	0.0	9	51	62	331	116	1089	138	1897	174.2
26	Karnataka Bank Limited	0	0	0	0	0.0	2	6	0	0	0.0	1	1	3	1	381	10398	451	8241	79.3
27	Karur Vysya Bank Ltd.	0	0	0	0	0.0	0	0	0	0	0.0	0	0	4	1	83	4135	268	7164	173.3
28	Kotak Mahindra Bank	0	0	0	0	0.0	2	4	0	0	0.0	14646	5926	1314	630	145995	827012	107064	841618	101.8
29	Lakshmi Vilas Bank	0	0	0	0	0.0	0	0	0	0	0.0	295	138	110	47	8514	6565	1282	6315	96.2
30	Ratnakar Bank Ltd. (RBL)	0	0	0	0	0.0	0	0	0	0	0.0	1812	576	1515	857	61854	83084	78468	112742	135.7
31	South Indian Bank	0	0	0	0	0.0	0	0	0	0	0.0	4	90	21	377	1197	7698	788	4269	55.5
32	Tamilnadu Mercantile Bank	0	0	0	0	0.0	0	0	0	0	0.0	0	0	0	0	974	3906	1013	3956	101.3
33	Yes Bank	0	0	0	0	0.0	2	4	0	0	0.0	584	1930	17	9	66489	483805	54727	473930	98.0
	PRIVATE BANK - SUB TO	551	2501	44	2307	92.3	104	2224	16	1030	46.3	212397	116355	59700	31176	1837654	11344652	1298293	10574305	93.2
	COMMERCIAL BANKS SU	785	13952	91	12480	89.5	1075	15781	41486	77763	492.8	243749	195106	83483	118678	5061649	24001982	3911825	23784710	99.1
34	MPGB	11	217	12	861	396.7	139	337	531	1249	370.5	80704	132088	73831	180471	813428	1375985	748446	1300460	94.5
	RRBs - SUB TOTAL	11	217	12	861	396.7	139	337	531	1249	370.5	80704	132088	73831	180471	813428	1375985	748446	1300460	94.5
35	DCCB & Apex Bank	0	0	0	0	0.0	8	34	9	19	55.1	8664	38923	1229	241587	3707661	3129371	2592338	2478064	79.2
	CO-OPERATIVE BANK - S	0	0	0	0	0.0	8	34	9	19	55.1	8664	38923	1229	241587	3707661	3129371	2592338	2478064	79.2
36	AU Small Finance Bank	0	0	0	0	0.0	4	2440	4	2060	84.4	4338	1939	5855	3145	136305	433412	159116	437908	101.0
37	Equitas Small Finance Bank	0	0	0	0	0.0	0	0	0	0	0.0	7765	3662	10779	5805	26306	37589	37839	43287	115.2
38	ESAF	0	0	0	0	0.0	2	4	0	0	0.0	46854	20754	53388	30611	150235	132567	111394	136131	102.7
39	Jana Small Finance Bank	0	0	0	0	0.0	2	4	0	0	0.0	34966	20988	30003	21856	126266	111568	167010	148222	132.9
40	Shivalik Small Finance Bank	0	0	0	0	0.0	0	0	0	0	0.0	3039	1284	76	38	3918	15601	2547	19548	125.3
41	Suryoday Small Finance Bank	0	0	0	0	0.0	0	0	0	0	0.0	22447	10130	3755	2332	22973	47448	51435	44577	93.9
42	Ujjivan Small Finance Bank	1	4	0	0	0.0	0	0	0	0	0.0	2618	1959	5210	2968	13116	37045	34761	38878	104.9
43	Utkarsh Small Finance Bank	33	27	7	4	0.0	0	0	0	0	0.0	30777	11792	13460	6672	42851	36165	30686	20960	58.0
	SMALL FINANCE BANK S	34	31	7	3.7	11.9	8	2448	4	2060	84.2	152804	72508	122526	73427	601487	851395	597888	889511	104.5
	TOTAL	830	14200	110	13345	94.0	1230	18600	42030	81090	436.0	485921	438625	281069	614162	10184225	29358733	7850497	28452745	96.9

ANNUAL CREDIT PLAN ACHIEVEMENT UNDER NON-PRIORITY SECTOR AS ON 31.03.2026

Amt. in Lakhs

TABLE:12

Sr	Bank	Target		Agriculture		Education		Housing		Personal loans under NPS		Others		Total NPS		Achievement %
		No.	Amt.	No.	Amt.	No.	Amt.	No.	Amt.	No.	Amt.	No.	Amt.	No.	Amt.	
1	Bank of Baroda	51584	376526	55	9056	259	4612	4476	100758	20819	79465	19785	448057	45394	641948	170
2	Bank of India	48497	355725	0	0	90	1830	775	41523	7650	46528	59279	553706	67794	643587	181
3	Bank of Maharashtra	23567	115007	0	0	179	1304	5060	32231	4614	7781	60787	174914	70640	216230	188
4	Canara Bank	48053	307149	25	6281	96	954	1487	36851	68692	172841	8865	1108467	79165	1325393	432
5	Central Bank of India	66421	322584	0	0	0	0	10	3	39041	237900	26281	210355	65332	448259	139
6	Indian Bank	20866	164371	15	12858	43	783	974	30528	24781	145370	3566	201928	29379	391467	238
7	Indian Overseas Bank	8881	85435	11	419	16	234	327	10468	267	1353	15170	138882	15791	151356	177
8	Punjab and Sind Bank	3875	10498	0	0	18	480	171	5772	241	863	4140	46661	4570	53775	512
9	Punjab National Bank	26947	692587	109	669440	174	2607	1962	73285	2945	17239	23914	3590813	29104	4353384	629
10	State Bank of India	485605	3688150	17	1260	1615	22940	31325	573098	10023	28989	538474	4313498	581454	4939784	134
11	UCO Bank	11177	122250	0	0	2	6	1193	38946	105	279	11472	327704	12772	366935	300
12	Union Bank of India	31664	421960	107	62414	486	7348	1385	46611	23457	206996	18908	307788	44343	631157	150
	PSBs - SUB TOTAL	827137	6662242	339	761729	2978	43098	49145	990074	202635	945605	790641	11422771	1045738	14163276	213
13	Axis Bank	69628	529319	43	503	175	3884	570	17300	19356	84333	71337	1241683	91481	1347704	255
14	Bandhan Bank	82081	189088	0	0	0	0	1845	31399	6047	50044	65856	92854	73748	174298	92
15	Catholic Syrian Bank	423	1088	0	0	0	0	0	0	517	1976	13	9368	530	11344	1043
16	City Union Bank	319	2019	0	0	3	76	12	547	518	1398	70	1891	603	3912	194
17	Development Credit Bank	8861	21236	861	705	67	398	217	6034	0	0	5852	18435	6997	25572	120
18	Dhan Lakshmi Bank	301	54	0	0	0	0	0	0	0	0	156	440	156	440	816
19	Federal Bank Ltd.	6590	28750	0	0	2	13	19	850	205	562	11682	93218	11908	94643	329
20	HDFC Bank	209774	1841209	9545	171293	16	33	11172	244415	47140	256660	110388	1750341	178261	2422743	132
21	ICICI Bank	511752	1053319	0	0	196	8525	3935	139188	19129	138708	397970	1209564	421230	1495985	142
22	IDBI Bank	18931	114221	1	0	28	304	957	33429	650	11763	19474	279989	21110	325486	285
23	IDFC First Bank	410779	301465	58	1310	57	1886	788	12766	39426	57830	351467	272916	391796	346707	115
24	Indusind Bank Limited	76586	156548	0	0	0	0	536	10108	0	0	74779	211864	75315	221972	142
25	Jammu and Kashmir Bank	98	543	0	0	0	0	3	95	44	320	56	744	103	1159	213
26	Karnataka Bank Limited	821	5118	4	0	1	23	16	136	116	7904	770	2416	907	10478	205
27	Karur Vysya Bank Ltd.	420	3974	0	0	0	0	59	1160	490	2008	148	4383	697	7551	190
28	Kotak Mahindra Bank	36160	244031	0	0	0	0	0	0	0	0	32361	329613	32361	329613	135
29	Lakshmi Vilas Bank	10	157	0	0	0	0	0	0	4	0	2	18	4	9	6
30	Ratnakar Bank Ltd. (RBL)	3171	34179	10	84	2	30	112	3828	243	130	3158	60652	3525	64723	189
31	South Indian Bank	329	5198	0	0	0	0	1	26	724	1979	518	13479	1243	15485	298
32	Tamilnadu Mercantile Ba	127	3709	0	0	0	0	1	2	366	1056	69	2978	436	4036	109
33	Yes Bank	72888	157309	0	0	49	882	1655	32135	2253	8503	61242	170623	65199	212143	135
	PRIVATE BANK - SUB T	1510049	4692534	10522	173895	596	16053	21898	533418	137228	625176	1207368	5767472	1377610	7116013	152
	COMMERCIAL BANKS	2337186	11354776	10861	935624	3574	59151	71043	1523491	339863	1570780	1998009	17190243	2423350	21279289	187
34	MPGB	79990	266569	0	0	11	149	208	6855	3208	20364	59534	239784	62961	267152	100
	RRBs - SUB TOTAL	79990	266569	0	0	11	149	208	6855	3208	20364	59534	239784	62961	267152	100
35	DCCB & Apex Bank	25440	648375	0	0	0	0	0	0	9565	20372	15949	180001	25514	200374	31
	CO-OPERATIVE BANK	25440	648375	0	0	0	0	0	0	9565	20372	15949	180001	25514	200374	31
36	AU Small Finance Bank	56114	208947	0	0	0	0	1116	17400	1	0	64541	238614	65658	256014	123
37	Equitas Small Finance Bank	8232	16202	0	0	0	0	28	400	0	0	3524	19192	3552	19592	121
38	ESAF	5447	7364	0	0	0	0	0	0	0	0	13650	21203	13650	21203	288
39	Jana Small Finance Bank	11220	12874	0	0	0	0	206	2015	0	0	28358	25276	28564	27291	212
40	Shivalik Small Finance Ban	1087	4132	0	0	0	0	22	464	112	1006	1263	6509	1397	7980	0
41	Suryoday Small Finance Ba	1148	6134	0	0	0	0	58	729	2455	2140	13760	12458	16273	15326	250
42	Ujjivan Small Finance Bank	1137	6815	0	0	0	0	1030	13330	0	0	2002	3120	3032	16449	0
43	Utkarsh Small Finance Bank	5902	4404	0	0	0	0	0	0	0	0	9741	9043	9741	9043	205
	SMALL FINANCE BANK	90287	266872	0	0	0	0	2460	34337	2568	3147	136839	335415	141867	372899	140
	TOTAL	2532903	12536592	10861	935624	3585	59300	73711	1564683	355204	1614663	2210331	17945443	2653692	22119713	176

POSITION OF NPA AS ON 31.03.2026

SLBC Madhya Pradesh. Convenor-Central Bank of India

[Amt. in lacs]

TABLE-13

Sr.No	BANKS	TOTAL NPA		TOTAL ADVANCES		NPA %
		No.	Amt.	No.	Amt.	
1	Bank of Baroda	92787	211896	409875	2534181	8.4
2	Bank of India	225909	355372	1087874	4352189	8.2
3	Bank of Maharashtra	41662	40008	135804	1036883	3.9
4	Canara Bank	60660	144849	324347	2554001	5.7
5	Central Bank of India	133718	209585	646949	2864208	7.3
6	Indian Bank	33007	72303	162457	1335707	5.4
7	Indian Overseas Bank	4848	7930	46075	501894	1.6
8	Punjab and Sind Bank	5960	6680	21965	173378	3.9
9	Punjab National Bank	171985	286041	460687	3759989	7.6
10	State Bank of India	360649	453901	2667608	13009044	3.5
11	UCO Bank	30586	86847	144348	1057834	8.2
12	Union Bank of India	117230	246635	457230	2377292	10.4
	PSBs - SUB TOTAL	1279001	2122047	6565219	35556598	6.0
13	Axis Bank	45157	88171	654575	2725656	3.2
14	Bandhan Bank	72058	40060	437481	950438	4.2
15	Catholic Syrian Bank	1	14	685	15133	0.1
16	City Union Bank	20	393	653	22024	0.0
17	Development Credit Bank	41429	8560	89201	295278	2.9
18	Dhan Lakshmi Bank	0	0	252	1008	0.0
19	Federal Bank Ltd.	350	720	15315	109128	0.7
20	HDFC Bank	43351	125993	1843535	7820506	1.6
21	ICICI Bank	36750	153447	607951	4349951	3.5
22	IDBI Bank	12969	16813	83800	611305	2.8
23	IDFC First Bank	26993	20619	785735	1072801	1.9
24	Indusind Bank Limited	162738	69274	724078	1026687	6.7
25	Jammu and Kashmir Bank	158	353	890	5422	6.5
26	Karnataka Bank Limited	120	3754	1465	32966	11.4
27	Karur Vysya Bank Ltd.	4	4	793	30207	0.0
28	Kotak Mahindra Bank	26784	32880	291445	1393343	2.4
29	Lakshmi Vilas Bank	7	765	38059	28919	2.6
30	Ratnakar Bank Ltd. (RBL)	15681	10429	140119	147760	7.1
31	South Indian Bank	86	154	2055	9880	1.6
32	Tamilnadu Mercantile Bank	8	1210	982	6787	17.8
33	Yes Bank	14023	18334	174356	714549	2.6
	PRIVATE BANK - SUB TOTAL	498687	591947	5893425	21369745	2.8
	COMMERCIAL BANKS SUB	1777688	2713994	12458644	56926343	4.8
34	MPGB	258229	177945	1432612	2445279	7.3
	RRBs - SUB TOTAL	258229	177945	1432612	2445279	7.3
35	DCCB & Apex Bank	125806	680707	4271127	4797730	14.2
	CO-OPERATIVE BANK - SU	125806	680707	4271127	4797730	14.2
36	AU Small Finance Bank	23268	56132	474991	1651973	3.4
37	Equitas Small Finance Bank	2517	6762	77008	142530	4.7
38	ESAF	32102	7938	200259	128389	6.2
39	Jana Small Finance Bank	33726	8523	349091	267142	3.2
40	Shivalik Small Finance Bank	14850	2002	58079	49038	4.1
41	Suryoday Small Finance Bank	20829	7130	131362	81265	8.8
42	Ujjivan Small Finance Bank	2977	591	66959	78778	0.8
43	Utkarsh Small Finance Bank	14350	3694	83355	45482	8.1
	SMALL FINANCE BANK SU	144619	92772	1441104	2444598	3.8
	TOTAL	2306342	3665418	19603487	66613950	5.5

POSITION OF SECTOR WISE NPA (PRIORITY SECTOR) As on 31.03.2026
SLBC Madhya Pradesh, Convenor-Central Bank of India

[Amt. in lacs]																
SR	BANKS	AGRICULTURE			MSME			EDUCATION			HOUSING			TOTAL PRIORITY SECTOR		
		No.	Amt.	NPA %	No.	Amt.	NPA %	No.	Amt.	NPA %	No.	Amt.	NPA %	No.	Amt.	NPA %
1	Bank of Baroda	16210	49667	9.6	48545	86582	12.0	371	744	3.5	16272	12928	6.2	81408	152503	10.3
2	Bank of India	101583	221518	11.8	77433	84731	11.8	637	1397	7.1	26118	12956	5.9	205798	320604	11.3
3	Bank of Maharashtra	25912	32097	12.3	16	4306	1.4	26	56	0.8	1412	781	0.8	27368	37244	5.5
4	Canara Bank	21700	53509	11.4	26230	67531	17.1	422	989	4.7	3583	4874	2.9	52022	126944	12.0
5	Central Bank of India	35262	66651	7.0	55985	74792	9.1	1194	2760	10.7	37479	23526	10.3	130316	167802	8.2
6	Indian Bank	27920	62297	29.2	2992	7258	2.6	45	75	1.9	94	173	0.4	31051	69803	12.7
7	Indian Overseas Bank	1494	2727	8.6	0	0	0.0	2	6	0.6	699	692	1.9	2195	3425	2.7
8	Punjab and Sind Bank	5192	6114	15.8	22	4	0.0	17	5	0.9	111	218	2.8	5391	6349	4.9
9	Punjab National Bank	89474	132756	20.1	46250	97072	14.0	1038	2498	9.9	28131	27981	13.7	166066	260468	16.4
10	State Bank of India	148479	327569	14.8	16763	43871	2.2	420	1072	0.9	55109	42427	3.7	220822	415073	7.5
11	UCO Bank	27565	41080	13.0	172	10850	9.0	272	558	15.8	148	893	1.2	29718	55583	9.5
12	Union Bank of India	37907	111302	15.1	25019	38657	6.5	574	1219	7.7	15147	7568	8.4	79677	159141	11.0
	PSBs - SUB TOTAL	538698	1107286	13.4	299427	515653	7.6	5018	11378	4.4	184303	135015	5.3	1031832	1774938	9.8
13	Axis Bank	16065	49879	8.2	556	13083	1.7	36	84	1.6	52	627	1.1	31768	66562	4.6
14	Bandhan Bank	15541	8150	7.3	4	185	0.2	801	5865	0.0	0	0	0.0	63286	28304	4.9
15	Catholic Syrian Bank	1	14	6.3	0	0	0.0	0	0	0.0	0	0	0.0	1	14	3.0
16	City Union Bank	10	147	1.7	2	137	0.0	0	0	0.0	3	6	0.0	15	290	1.8
17	Development Credit Bank	36574	6005	4.2	4	103	3.5	0	0	0.0	99	600	1.7	41262	7026	3.9
18	Dhan Lakshmi Bank	0	0	0.0	0	0	0.0	0	0	0.0	0	0	0.0	0	0	0.0
19	Federal Bank Ltd.	173	450	1.5	0	0	0.0	0	0	0.0	3	24	1.8	181	474	1.0
20	HDFC Bank	12323	86210	5.3	122	5464	0.2	13	10	0.5	602	5152	0.8	17206	97337	2.0
21	ICICI Bank	24178	108125	11.2	761	20250	1.3	6	17	0.3	191	1514	2.2	25643	129996	4.9
22	IDBI Bank	4988	10006	10.3	1	56	0.1	11	29	1.0	52	544	0.8	5053	10635	3.9
23	IDFC First Bank	7011	4835	1.9	727	3138	1.4	0	0	0.0	293	1229	2.6	8097	9207	1.7
24	Indusind Bank Limited	122866	47314	10.5	6229	7220	3.1	0	0	0.0	0	0	0.0	129200	55380	7.9
25	Jammu and Kashmir Ban	32	68	5.3	0	0	0.0	1	1	4.0	4	22	3.1	68	133	5.2
26	Karnataka Bank Limited	69	1428	15.2	11	1494	47.2	0	0	0.0	11	134	5.4	95	3199	20.4
27	Karur Vysya Bank Ltd.	0	0	0.0	0	0	0.0	0	0	0.0	0	0	0.0	1	0	0.0
28	Kotak Mahindra Bank	19504	16194	3.4	728	9419	1.9	0	0	0.0	2	43	0.6	20729	25700	2.6
29	Lakshmi Vilas Bank	0	0	0.0	1	37	0.0	0	0	0.0	0	0	0.0	1	37	0.1
30	Ratnakar Bank Ltd. (RBL	14460	9867	10.8	4	116	0.6	0	0	0.0	5	67	0.6	14956	10162	8.3
31	South Indian Bank	6	21	0.8	0	0	0.0	0	0	0.0	0	0	0.0	6	21	0.6
32	Tamilnadu Mercantile Ba	5	261	7.7	0	0	0.0	0	0	0.0	0	0	0.0	5	261	7.1
33	Yes Bank	12153	9453	5.3	128	3803	1.6	0	0	0.0	104	1236	3.2	12543	14521	3.2
	PRIVATE BANK - SUB	285959	358426	7.1	9278	64506	1.0	868	6007	37.9	1421	11198	0.8	370116	459260	3.6
	COMMERCIAL BANK	824657	1465712	11.0	308705	580158	4.4	5886	17385	6.3	185724	146214	3.8	1401948	2234199	7.2
34	MPGB	67818	113389	9.1	48928	21487	6.3	150	323	6.9	106434	38383	19.6	224484	174318	8.8
	RRBs - SUB TOTAL	67818	113389	9.1	48928	21487	6.3	150	323	6.9	106434	38383	19.6	224484	174318	8.8
35	DCCB & Apex Bank	715859	613730	13.9	0	0	0.0	48	102	95.3	8741	9493	51.7	112383	640491	13.6
	CO-OPERATIVE BAN	715859	613730	13.9	0	0	0.0	48	102	95.3	8741	9493	51.7	112383	640491	13.6
36	AU Small Finance Bank	9461	8714	3.5	5038	28807	3.4	0	0	0.0	203	1839	2.0	15493	39529	3.3
37	Equitas Small Finance Ba	453	2221	4.1	20	120	4.3	0	0	0.0	23	150	6.9	519	2497	3.8
38	ESAF	24133	5669	6.9	6769	1941	0.0	31	6	100.0	4	55	1.0	32049	7845	6.9
39	Jana Small Finance Bank	27283	5480	6.9	3028	1832	3.1	0	0	S	633	498	0.8	32791	8113	3.5
40	Shivalik Small Finance Ba	10665	1241	6.3	77	297	1.6	0	0	0.0	2	13	0.8	14816	1926	4.7
41	Suryoday Small Finance f	13015	3630	11.5	3707	1387	6.4	0	0	0.0	2	8	4.1	19817	5607	9.9
42	Ujjivan Small Finance Ba	1705	272	2.2	516	86	0.7	0	0	0.0	377	177	0.7	2879	566	1.1
43	Utkarsh Small Finance Ba	6048	1407	11.9	146	439	0.0	0	0	0.0	3	35	6.8	12648	3183	9.9
	SMALL FINANCE BA	92763	28634	5.3	19301	34909	3.5	31	6	29.3	1247	2775	1.4	131012	69266	3.9
	TOTAL	1701097	2221466	11.36	376934	636554	4.38	6115	17816	6.4	302146	196865	4.6	1869827	3118274	7.9

POSITION OF SECTOR WISE NPA (NON PRIORITY SECTOR) As on 31.03.2026

SLBC Madhya Pradesh. Convenor Central Bank of India

[Amt. in lacs]

TABLE: 15

SR	BANKS	EDUCATION		HOUSING		OTHERS		TOTAL NPS		NPA %
		No.	Amt.	No.	Amt.	No.	Amt.	No.	Amt.	
1	Bank of Baroda	1	3	188	2219	3923	44893	11379	59393	5.63
2	Bank of India	0	0	49	213	18294	32623	20111	34768	2.29
3	Bank of Maharashtra	0	0	20	608	34	14	14294	2764	0.77
4	Canara Bank	1	0	422	2313	7187	14235	8638	17905	1.20
5	Central Bank of India	1	0	36	389	654	37574	3402	41783	5.07
6	Indian Bank	0	0	326	477	887	486	1956	2500	0.32
7	Indian Overseas Bank	7	8	295	367	2206	3507	2653	4506	1.20
8	Punjab and Sind Bank	0	0	13	0	316	324	569	331	0.75
9	Punjab National Bank	1	13	175	2296	4837	20096	5919	25572	1.18
10	State Bank of India	5	269	814	2573	136111	33537	139827	38828	0.52
11	UCO Bank	0	0	21	614	683	30551	868	31264	6.57
12	Union Bank of India	5	37	3284	2707	31274	69945	37553	87493	9.37
	PSBs - SUB TOTAL	21	330	5643	14775	206406	287784	247169	347109	1.98
13	Axis Bank	0	0	29	1011	7629	17732	13389	21609	1.68
14	Bandhan Bank	268	2104	650	3437	0	0	8772	11756	3.18
15	Catholic Syrian Bank	0	0	0	0	0	0	0	0	0.00
16	City Union Bank	0	0	1	70	3	28	5	103	0.00
17	Development Credit Bank	1	12	33	625	116	856	167	1534	1.35
18	Dhan Lakshmi Bank	0	0	0	0	0	0	0	0	0.00
19	Federal Bank Ltd.	0	0	1	1	146	207	169	246	0.39
20	HDFC Bank	2	2	228	2120	23766	20260	26145	28657	0.96
21	ICICI Bank	3	70	119	2344	10134	18138	11107	23451	1.36
22	IDBI Bank	0	0	15	72	7882	6061	7916	6178	1.83
23	IDFC First Bank	0	0	31	312	16024	9126	18896	11412	2.09
24	Indusind Bank Limited	0	0	12	113	33526	13781	33538	13894	4.23
25	Jammu and Kashmir Bank	0	0	1	28	65	161	90	219	7.65
26	Karnataka Bank Limited	0	0	5	178	11	292	25	554	3.21
27	Karur Vysya Bank Ltd.	0	0	0	0	0	0	3	4	0.03
28	Kotak Mahindra Bank	0	0	0	0	6055	7180	6055	7180	1.77
29	Lakshmi Vilas Bank	0	0	0	0	6	727	6	727	24.07
30	Ratnakar Bank Ltd. (RBL)	0	0	0	0	722	262	725	266	1.06
31	South Indian Bank	0	0	0	0	0	0	80	133	2.05
32	Tamilnadu Mercantile Bank	0	0	0	0	3	949	3	949	30.36
33	Yes Bank	0	0	63	1113	1286	2427	1480	3814	1.47
	PRIVATE BANK - SUB TOT	274	2188	1188	11426	107374	98188	128571	132686	1.56
	COMMERCIAL BANKS SU	295	2518	6831	26201	313780	385972	375740	479795	1.84
34	MPGB	0	0	0	0	1309	2434	2760	3186	0.69
	RRBs - SUB TOTAL	0	0	0	0	1309	2434	2760	3186	0.69
35	DCCB & Apex Bank	0	0	0	0	5920	30269	13423	40216	40.91
	CO-OPERATIVE BANK - SU	0	0	0	0	5920	30269	13423	40216	40.91
36	AU Small Finance Bank	0	0	76	989	7510	15499	7775	16603	3.57
37	Equitas Small Finance Bank	0	0	4	38	1994	4227	1998	4265	5.58
38	ESAF	0	0	0	0	53	93	53	93	0.65
39	Jana Small Finance Bank	0	0	2	8	933	402	935	410	1.08
40	Shivalik Small Finance Bank	0	0	0	0	31	61	34	76	0.95
41	Suryoday Small Finance Bank	0	0	83	433	660	937	1012	1523	6.16
42	Ujjivan Small Finance Bank	0	0	0	0	98	25	98	25	0.10
43	Utkarsh Small Finance Bank	0	0	0	0	1702	511	1702	511	3.86
	SMALL FINANCE BANK SU	0	0	165	1468	12981	21753	13607	23506	3.53
	TOTAL	295	2518	6996	27670	333990	440428	405530	546703	2.01

POSITION OF NPA UNDER GOVT. SPONSORED SCHEME As on 31.03.2026

SLBC Madhya Pradesh, Convenor-Central Bank of India

TABLE-16

SR.	[Amt. in lacs] BANKS	MMYU/MMSY					PMEGP					CMRHM					SHG LOANS (All SHGs loans)					MUDRA LOANS				
		NPA		OUTSTANDING		NPA %	NPA		OUTSTANDING		NPA %	NPA		OUTSTANDING		NPA%	NPA		OUTSTANDING		NPA%	NPA		OUTSTANDING		NPA%
		NO.	AMT.	NO.	AMT.		NO.	AMT.	NO.	AMT.		NO.	AMT.	NO.	AMT.		NO.	AMT.	NO.	AMT.		NO.	AMT.	NO.	AMT.	
1	Bank of Baroda	1786	3440	3180	9856	34.9	450	1162	1535	6560	17.7	14570	8489	15999	8796	96.5	334	523	2586	7342	7.1	8647	20200	25554	75405	26.8
2	Bank of India	2339	5395	4905	14975	36.0	615	2862	4740	23261	12.3	24269	12351	35113	16467	75.0	683	643	11107	28824	2.2	15215	23453	53155	140764	16.7
3	Bank of Maharashtra	0	0	0	0	0	126	414	515	2692	15.4	7176	2892	10422	4091	70.7	683	643	6874	12251	5.3	8203	10024	13468	20142	49.8
4	Canara Bank	1876	2940	3228	4194	70.1	821	3010	2476	9035	33.3	3473	1662	4795	2155	77.1	301	286	2024	4042	7.1	21657	36364	58818	122917	29.6
5	Central Bank of India	7773	13166	10083	18627	70.7	986	4359	5046	33680	12.9	36659	20290	73383	38222	53.1	817	795	27548	91857	0.9	37387	35875	104931	180451	19.9
6	Indian Bank	2591	3622	2899	4780	75.8	577	1630	1314	4971	32.8	6944	2611	7533	2724	95.9	818	1093	5091	11137	9.8	15321	6236	27642	34203	18.2
7	Indian Overseas Bank	179	523	1317	4795	10.9	69	225	306	1946	11.5	800	549	1666	907	60.5	5	4	208	377	1.2	2582	1798	10300	14450	12.4
8	Punjab and Sind Bank	91	490	174	668	73.3	31	217	56	321	67.6	0	0	0	0	0	26	81	27	118	68.8	390	1276	502	1461	87.3
9	Punjab National Bank	1941	6330	6626	25880	24.5	575	1807	1415	5629	32.1	24661	20963	30186	23383	89.6	824	1446	6732	12940	11.2	44657	53032	93260	145612	36.4
10	State Bank of India	92	99	208	121	81.9	1053	4001	3925	18240	21.9	53944	38599	102169	65036	59.4	2688	3364	13391	37633	8.9	145083	34131	317344	258078	13.2
11	UCO Bank	484	497	523	542	91.6	95	301	286	1069	28.1	0	0	0	0	0	53	95	433	1039	9.1	691	1175	2226	6078	19.3
12	Union Bank of India	1042	1519	1256	1855	81.9	487	2058	1918	8558	24.0	17010	5464	22620	6763	80.8	280	201	4176	8122	2.5	7475	16631	28343	70399	23.6
	PSBs - SUB TOTAL	20194	38021	34399	86293	44.1	5885	22045	23532	115964	19.0	189506	113870	303886	168545	67.6	7512	9174	80197	215683	4.3	307308	240195	735543	1069960	22.4
13	Axis Bank	174	89	310	168	53.1	9	13	34	556	2.3	0	0	0	0	0	0	0	0	0	0	19764	4757	143631	85047	5.6
14	Bandhan Bank	0	0	0	0	0	0	0	0	0	0	0	0	0	0	0	0	0	0	0	0	0	0	0	0	0
15	Catholic Syrian Bank	0	0	0	0	0	0	0	0	0	0	0	0	0	0	0	0	0	0	0	0	0	0	0	0	0
16	City Union Bank	0	0	0	0	0	0	0	0	0	0	0	0	0	0	0	0	0	0	0	0	0	0	0	0	0
17	Development Credit Bank	0	0	0	0	0	0	0	0	0	0	0	0	0	0	0	0	0	0	0	0	0	0	0	0	0
18	Dhan Lakshmi Bank	0	0	0	0	0	0	0	0	0	0	0	0	0	0	0	0	0	0	0	0	0	0	0	0	0
19	Federal Bank Ltd.	0	0	0	0	0	0	0	0	0	0	0	0	0	0	0	0	0	0	0	0	29	33	113	167	19.9
20	HDFC Bank	0	0	0	0	0	4	30	29	325	9.3	0	0	0	0	0	1660	1322	35895	81150	1.6	10822	8490	110773	155432	5.5
21	ICICI Bank	19	34	22	35	96.9	0	0	1	2	0.0	0	0	0	0	0	352	86	2086	4768	1.8	1813	2536	37190	125672	2.0
22	IDBI Bank	0	0	0	0	0.0	42	115	263	1709	6.8	0	0	0	0	0	316	189	2444	2774	6.8	2004	1867	13567	19331	9.7
23	IDFC First Bank	19	34	22	35	96.9	0	0	1	2	0.0	0	0	0	0	0	352	86	2086	4768	1.8	1813	2536	37190	125672	2.0
24	Indusind Bank Limited	0	0	0	0	0.0	0	0	0	0	0.0	0	0	0	0	0	0	0	0	0	0	0	0	0	0	0
25	Jammu and Kashmir Bank	0	0	0	0	0.0	0	0	0	0	0.0	0	0	0	0	0	0	0	0	0	0	0	0	0	0	0
26	Karnataka Bank Limited	0	0	0	0	0.0	0	0	0	0	0.0	0	0	0	0	0	0	0	0	0	0	0	0	0	0	0
27	Karur Vysya Bank Ltd.	0	0	0	0	0.0	0	0	0	0	0.0	0	0	0	0	0	0	0	0	0	0	0	0	0	0	0.0
28	Kotak Mahindra Bank	0	0	0	0	0.0	0	0	0	0	0.0	0	0	0	0	0	0	0	0	0	0	0	0	0	0	0.0
29	Lakshmi Vilas Bank	0	0	0	0	0.0	0	0	0	0	0.0	0	0	0	0	0	0	0	0	0	0	0	0	0	0	0.0
30	Ratnakar Bank Ltd. (RBL)	0	0	0	0	0.0	0	0	0	0	0.0	0	0	0	0	0	0	0	0	0	0	8396	1766	100453	40108	4.4
31	South Indian Bank	0	0	0	0	0.0	0	0	0	0	0.0	0	0	0	0	0	0	0	0	0	0	0	0	0	0	0.0
32	Tamilnadu Mercantile Bank	0	0	0	0	0.0	0	0	0	0	0.0	0	0	0	0	0	0	0	0	0	0	0	0	0	0	0.0
33	Yes Bank	0	0	0	0	0.0	0	0	0	0	0.0	0	0	0	0	0	0	0	0	0	0	4585	354	81428	15773	2.2
	PRIVATE BANK - SUB T	212	157	354	238	66.0	55	159	328	2593	6.1	0	0	0	0	0	2680	1682	42511	93461	1.8	49226	22338	524345	567201	3.9
	COMMERCIAL BANKS	20406	38178	34753	86531	44.1	5940	22203	23860	118557	18.7	189506	113870	303886	168545	67.6	10192	10856	122708	309144	3.5	356534	262533	1259888	1637161	16.0
34	MPGB	4171	2345	11003	7714	30.4	753	1732	6320	18485	9.4	87167	42895	147712	64088	66.9	2080	1907	113753	217778	0.9	37735	20344	246218	330176	6.2
	RRBs - SUB TOTAL	4171	2345	11003	7714	30.4	753	1732	6320	18485	9.4	87167	42895	147712	64088	66.9	2080	1907	113753	217778	0.9	37735	20344	246218	330176	6.2
35	DCCB & Apex Bank					0.0					0.0	11195	7023	11944	7301	96.2	574	551	624	564	97.7					0.0
	CO-OPERATIVE BANK	0	0	0	0	0.0	0	0	0	0	0.0	11195	7023	11944	7301	96.2	578	552	628	565	97.7	0	0	0	0	0.0
36	AU Small Finance Bank	0	0	0	0	0.0	0	0	0	0	0.0	0	0	0	0	0.0	0	0	0	0	0.0	4169	3823	125819	110399	3.5
37	Equitas Small Finance Bank	0	0	0	0	0.0	0	0	0	0	0.0	0	0	0	0	0.0	0	0	0	0	0.0	0	0	0	0	0.0
38	ESAF	0	0	0	0	0.0	0	0	0	0	0.0	0	0	0	0	0.0	0	0	0	0	0.0	0	0	0	0	0.0
39	Jana Small Finance Bank	0	0	0	0	0.0	0	0	0	0	0.0	0	0	0	0	0.0	0	0	0	0	0.0	0	0	0	0	0.0
40	Shivalik Small Finance Bank	0	0	0	0	0.0	0	0	0	0	0.0	0	0	0	0	0.0	0	0	0	0	0.0	0	0	0	0	0.0
41	Suryoday Small Finance Bank	0	0	0	0	0.0	0	0	0	0	0.0	0	0	0	0	0.0	0	0	0	0	0.0	20166	6884	117268	46436	14.8
42	Ujjivan Small Finance Bank	0	0	0	0	0.0	0	0	0	0	0.0	0	0	0	0	0.0	0	0	0	0	0.0	0	0	0	0	0.0
43	Utkarsh Small Finance Bank	0	0	0	0	0.0	0	0	0	0																

PROGRESS UNDER KISAN CREDIT CARD (as on 31.03.2026)

[Amt. in lacs]

TABLE:17

SR	BANKS	No. of KCC issued from 01.04.25 to 31.03.2026 (Including renewal)		Total no. of KCC as on 31.03.2026	
		No.	Amt.	No.	Amt.
1	Bank of Baroda	77618	231776	90869	245961
2	Bank of India	302796	633762	378036	1026673
3	Bank of Maharashtra	13075	80723	33058	78718
4	Canara Bank	94951	299488	124384	337888
5	Central Bank of India	234103	354575	279492	647796
6	Indian Bank	82147	158043	75262	161456
7	Indian Overseas Bank	4595	16257	4948	14232
8	Punjab and Sind Bank	3383	6902	5087	10204
9	Punjab National Bank	77519	328200	179483	408150
10	State Bank of India	327475	924002	564216	1311590
11	UCO Bank	12932	30645	8275	33288
12	Union Bank of India	132742	348523	186722	545779
	PSBs - SUB TOTAL	1363336	3412896	1929832	4821734
13	Axis Bank	35003	81403	33549	181573
14	Bandhan Bank	476	6865	2147	25679
15	Catholic Syrian Bank	0	0	1883	5279
16	City Union Bank	114	94	1	8
17	Development Credit Bank	13089	60246	18230	41398
18	Dhanlaxmi Bank	4	39	0	0
19	Federal Bank Ltd.	9017	41007	422	1942
20	HDFC Bank	43048	214440	77572	478294
21	ICICI Bank	45475	146285	68035	463983
22	IDBI Bank	20553	51530	23482	70617
23	IDFC	6973	87750	8417	134593
24	Indusind Bank Limited	58548	125647	26760	221695
25	Jammu and Kashmir Bank	0	0	1	0
26	Karnataka Bank Limited	222	751	6	27
27	Karur Vysya Bank Ltd.	1	0	2	69
28	Kotak Mahindra Bank	70	1630	1145	1275
29	Lakshmi Vilas Bank	16186	21653	0	0
30	Ratnakar Bank Ltd. (RBL)	5158	10188	4872	23090
31	South Indian Bank	715	2153	0	0
32	Tamilnadu Mercantile Bank	744	2220	131	203
33	Yes Bank	4919	27872	5646	58265
	PRIVATE BANK - SUB TOTAL	260315	881771	272301	1707991
	COMMERCIAL BANKS SUB TOTAL	1623651	4294668	2202133	6529725
34	MPGB	502970	728626	611479	956587
	RRBs - SUB TOTAL	502970	728626	611479	956587
35	DCCB & Apex Bank	2589048	2219015	4110839	4210071
	CO-OPERATIVE BANK - SUB TOTAL	2589048	2219015	4110839	4210071
36	AU Small Finance Bank	0	0	2	4
37	Equitas Small Finance Bank	0	0	0	0
38	ESAF	20	101	270	1357
39	Jana Small Finance Bank	0	0	0	0
40	Shivalik Small Finance Bank	546	1664	701	2296
41	Suryoday Small Finance Bank	0	0	0	0
42	Ujjivan Small Finance Bank	0	0	0	0
43	Utkarsh Small Finance Bank	0	0	0	0
	SMALL FINANCE BANK SUB TOTAL	566	1765	973	3657
	TOTAL	4716235	7244072	6925424	11700041

PROGRESS UNDER HIGHER EDUCATION LOANS AS ON 31.03.2026

Amt. in Lakhs

TABLE: 18

Sr. No.	Name of the Bank	Sanctioned during the year (including application received during previous year)		of which girl student (Out of column 3)		of which no of loans guaranteed by MP STATE GOVT		Education Loan Outstanding		of Which Girl Student	
		No.	Amount	No.	Amount	No.	Amount	No.	Amount	No	Amount
1	Bank of Baroda	711	10671	290	4109	0	0	4520	21488	2012	14870
2	Bank of India	1250	8523	645	3725	0	0	6898	19772	3005	10112
3	Bank of Maharashtra	368	3203	153	1197	0	0	1602	6718	750	5597
4	Canara Bank	994	9645	400	4052	0	0	5339	20997	2190	11608
5	Central Bank of India	789	5947	304	2139	0	0	6068	25819	2271	9243
6	Indian Bank	73	929	33	324	0	0	916	3843	465	2555
7	Indian Overseas Bank	50	734	19	346	0	0	284	989	121	599
8	Punjab and Sind Bank	34	308	14	119	0	0	162	531	70	456
9	Punjab National Bank	791	8108	311	3548	0	0	6425	25234	2579	16212
10	State Bank of India	6285	29631	2394	12182	0	0	28065	113892	11477	67961
11	UCO Bank	184	1608	68	666	0	0	1298	3522	552	2095
12	Union Bank of India	816	12068	344	5314	0	0	4299	15790	2134	17251
	PSBs - SUB TOTAL	12345	91375	4975	37721	0	0	65876	258597	27626	158560
13	Axis Bank	1386	23086	528	8813			1011	5128	528	6383
14	Bandhan Bank	0	0	0	0			0	0	0	0
15	Catholic Syrian Bank	0	0	0	0			0	0	0	0
16	City Union Bank	1	170	0	0			0	0	0	0
17	Development Credit Bank	13	30	7	15			0	0	6	10
18	Dhanlaxmi Bank	1	4	1	4			3	7	1	1
19	Federal Bank Ltd.	0	0	0	0			7	20	7	51
20	HDFC Bank	0	0	0	0			928	2145	0	0
21	ICICI Bank	91	3118	47	1877			554	5211	310	3098
22	IDBI Bank	0	0	0	0			712	2998	320	1262
23	IDFC	0	0	0	0			0	0	0	0
24	Indusind Bank Limited	0	0	0	0			0	0	0	0
25	Jammu and Kashmir Bank	1	5	1	5			10	32	5	17
26	Karnataka Bank Limited	0	0	0	0			7	20	0	36
27	Karur Vysya Bank Ltd.	0	0	0	0			0	0	0	0
28	Kotak Mahindra Bank	0	0	0	0			0	0	0	0
29	Lakshmi Vilas Bank	0	0	0	0			0	0	0	0
30	Ratnakar Bank Ltd. (RBL)	2	30	0	0			0	0	0	0
31	South Indian Bank	0	0	0	0			5	48	0	0
32	Tamilnad Merchantile Bank	0	0	0	0			0	0	0	0
33	Yes Bank	64	938	18	174			23	230	33	754
	PRIVATE BANK - SUB T	1559	27382	602	10887			3260	15839	1210	11613
	COMMERCIAL BANKS	13904	118757	5577	48608			69136	274436	28836	170173
34	MPGB	140	763	54	261			1753	4695	669	1962
	RRBs - SUB TOTAL	140	763	54	261			1753	4695	669	1962
35	DCCB & Apex Bank	2	10	0	0			57	107	5	13
	CO-OPERATIVE BANK -	2	10	0	0			57	107	5	13
36	AU Small Finance Bank	0	0	0	0	0	0	0	0	0	0
37	Equitas Small Finance Bank	0	0	0	0	0	0	0	0	0	0
38	ESAF	1	1	1	1	0	0	31	6	31	6
39	Jana Small Finance Bank	0	0	0	0	0	0	0	0	0	0
40	Shivalik Small Finance Bank	0	0	0	0	0	0	1	14	1	22
41	Suryoday Small Finance Bank	0	0	0	0	0	0	0	0	0	0
42	Ujjivan Small Finance Bank	0	0	0	0	0	0	0	0	0	0
43	Utkarsh Small Finance Bank	0	0	0	0	0	0	0	0	0	0
	SMALL FINANCE BANK	1	1	1	1	0	0	32	20	32	28
	TOTAL	14047	119530	5632	48870	0	0	70978	279257	29542	172175

POSITION SHG BANK LINKAGE PROGRAMME AS ON 31.03.2026

[Amt. in lacs]

TABLE-19

Sr.No	BANKS	Quarterly				Current FY			
		Savings Linked qtrly		Credit Linked qtrly		Savings Linked		Credit Linked	
		No.	Amt.	No.	Amt.	No.	Amt.	No.	Amt.
1	Bank of Baroda	17	4	10	21	68	15	56	83
2	Bank of India	389	69	184	1046	1447	517	1212	4421
3	Bank of Maharashtra	130	37	514	1550	623	195	2790	6915
4	Canara Bank	0	0	29	55	0	0	160	229
5	Central Bank of India	233	65	343	445	1241	416	1814	2250
6	Indian Bank	108	11	114	545	407	49	374	1418
7	Indian Overseas Bank	3	15	3	15	13	34	13	34
8	Punjab and Sind Bank	0	0	0	0	10	0	0	0
9	Punjab National Bank	177	18	101	134	643	53	459	544
10	State Bank of India	348	23	4770	8569	1394	242	7507	20383
11	UCO Bank	39	4	12	72	166	20	40	236
12	Union Bank of India	107	11	80	370	414	67	191	752
	PSBs - SUB TOTAL	1551	257	6160	12821	6426	1610	14616	37264
13	Axis Bank	0	0	0	0	0	0	0	0
14	Bandhan Bank	1	0	0	0	1	0	0	0
15	Catholic Syrian Bank	0	0	0	0	0	0	0	0
16	City Union Bank	0	0	0	0	0	0	0	0
17	Development Credit Bank	0	0	0	0	0	0	0	0
18	Dhanlaxmi Bank	0	0	0	0	0	0	0	0
19	Federal Bank Ltd.	0	0	0	0	1	0	0	0
20	HDFC Bank	4418	4018	5885	24852	13388	5077	19825	76189
21	ICICI Bank	0	0	292	1227	0	0	1161	4644
22	IDBI Bank	3	0	3	4	6	2	7	14
23	IDFC	0	0	0	0	0	0	0	0
24	Indusind Bank Limited	0	0	0	0	0	0	0	0
25	Jammu and Kashmir Bank	0	0	0	0	0	0	0	0
26	Karnataka Bank Limited	0	0	0	0	0	0	0	0
27	Karur Vysya Bank Ltd.	0	0	0	0	0	0	0	0
28	Kotak Mahindra Bank	0	0	0	0	0	0	0	0
29	Lakshmi Vilas Bank	0	0	0	0	0	0	0	0
30	Ratnakar Bank Ltd. (RBL)	0	0	0	0	0	0	0	0
31	South Indian Bank	0	0	0	0	0	0	0	0
32	Tamilnadu Mercantile Bank	0	0	0	0	0	0	0	0
33	Yes Bank	0	0	0	0	0	0	0	0
	PRIVATE BANK - SUB TOT	4422	4018	6180	26083	13396	5079	20993	80847
	COMMERCIAL BANKS SU	5973	4276	12340	38904	19822	6689	35609	118111
34	MPGB	2271	384	2823	1957	8733	1482	7933	45554
	RRBs - SUB TOTAL	2271	384	2823	1957	8733	1482	7933	45554
35	DCCB & Apex Bank	55	4	0	0	75	10	0	0
	CO-OPERATIVE BANK - SU	55	4	0	0	75	10	0	0
36	AU Small Finance Bank	0	0	0	0	0	0	0	0
37	Equitas Small Finance Bank	0	0	0	0	0	0	0	0
38	ESAF	0	0	0	0	0	0	0	0
39	Jana Small Finance Bank	0	0	0	0	0	0	0	0
40	Shivalik Small Finance Bank	0	0	0	0	0	0	0	0
41	Suryoday Small Finance Bank	0	0	0	0	0	0	0	0
42	Ujjivan Small Finance Bank	0	0	0	0	0	0	0	0
43	Utkarsh Small Finance Bank	0	0	0	0	0	0	0	0
	SMALL FINANCE BANK SU	0	0	0	0	0	0	0	0
	TOTAL	8299	4664	15163	40861	28630	8181	43542	163665

LOANS OUTSTANDING TO MINORITY COMMUNITIES AS ON 31.03.2026

SLBC Madhya Pradesh. Convenor-Central Bank of India

[Amt. in lacs]

TABLE-20

SR	BANKS	CHRISTIANS		MUSLIMS		BUDDHISTS		SIKHS		ZORASTRIANS		JAINS		TOTAL	
		No.	Amt.	No.	Amt.	No.	Amt.	No.	Amt.	No.	Amt.	No.	Amt.	No.	Amt.
1	Bank of Baroda	229	1845	5400	14658	301	1248	479	3534	8	54	1561	13225	7978	34563
2	Bank of India	1409	9171	41417	106900	125	911	1570	55108	14	70	3292	36250	47827	208409
3	Bank of Maharashtra	191	3335	4610	22759	99	427	1080	9689	2	2	962	14832	6944	51044
4	Canara Bank	1809	8037	15999	45896	2712	8580	6093	25739	30	82	3719	38428	30362	126762
5	Central Bank of India	2610	4148	595	3229	2450	5332	1311	9158	36	50	3138	36035	10140	57951
6	Indian Bank	431	2213	8255	18356	128	283	400	3789	3	8	912	7256	10129	31906
7	Indian Overseas Bank	82	569	416	892	3	1	67	401	0	0	19	238	587	2102
8	Punjab and Sind Bank	35	193	401	944	1	5	379	3459	0	0	144	1237	960	5838
9	Punjab National Bank	639	3692	14593	31363	91	482	1116	7643	1	5	1957	15264	18397	58449
10	State Bank of India	5185	28524	90014	228468	1167	3899	5431	31617	18	42	8449	75100	110264	367650
11	UCO Bank	193	1408	5641	12375	16	44	516	2445	5	10	561	5763	6932	22045
12	Union Bank of India	856	5936	21079	40526	6	38	1194	20872	1	2	349	11680	23485	79054
	PSBs - SUB TOTAL	13669	69069	208420	526366	7099	21250	19636	173455	118	325	25063	255307	274005	1045773
13	Axis Bank	271	1977	11922	46114	35	456	989	11938	5	40	1040	19398	14262	79924
14	Bandhan Bank	205	606	63003	50429	6	25	216	1226	0	0	752	4303	64182	56588
15	Catholic Syrian Bank	23	51	107	267	0	0	13	54	0	0	14	79	157	452
16	City Union Bank	0	0	0	0	0	0	0	0	0	0	0	0	0	0
17	Development Credit Bank	14	186	6236	4749	0	0	25	194	0	0	122	2983	6397	8112
18	Dhan Lakshmi Bank	0	0	1	0	0	0	0	0	0	0	0	0	1	0
19	Federal Bank Ltd.	356	1757	616	2912	635	1327	99	889	0	0	39	209	1745	7093
20	HDFC Bank	359	3821	15897	109706	33	355	2615	44429	38	2894	4380	172606	23322	333811
21	ICICI Bank	465	6432	11668	103663	114	996	1544	33090	130	361	3049	149291	16970	293833
22	IDBI Bank	120	923	3601	12248	16	165	343	2320	1	0	821	10573	4902	26230
23	IDFC First Bank	33	21	5820	2144	7	6	248	108	3	1	36	43	6147	2324
24	Indusind Bank Limited	369	178	75036	32170	708	146	7	1	0	0	97	849	76217	33344
25	Jammu and Kashmir Bank	2	4	253	1362	7	36	26	107	0	0	0	0	288	1509
26	Karnataka Bank Limited	5	31	38	313	1	6	5	58	0	0	26	204	75	612
27	Karur Vysya Bank Ltd.	0	0	1	12	0	0	0	0	0	0	2	4	3	16
28	Kotak Mahindra Bank	18	340	1440	10389	246	1204	134	4475	0	0	244	25823	2082	42232
29	Lakshmi Vilas Bank	0	0	0	0	0	0	0	0	0	0	0	0	0	0
30	Ratnakar Bank Ltd. (RBL)	49	26	9722	4303	8	4	48	114	4	9	9	3	9840	4458
31	South Indian Bank	57	263	11	28	0	0	0	0	0	0	0	0	68	291
32	Tamilnadu Mercantile Bank	4	57	47	286	0	0	0	0	0	0	3	4	54	346
33	Yes Bank	43	164	3947	12499	13	13	115	3291	0	0	282	17157	4400	33124
	PRIVATE BANK - SUB TOTAL	2393	16837	209366	393594	1829	4739	6427	102293	181	3305	10916	403530	231112	924298
	COMMERCIAL BANKS	16062	85907	417786	919959	8928	25989	26063	275748	299	3630	35979	658837	505117	1970070
34	MPGB	584	772	32268	46825	410	265	2306	2755	56	95	2087	6457	37711	57168
	RRBs - SUB TOTAL	584	772	32268	46825	410	265	2306	2755	56	95	2087	6457	37711	57168
35	DCCB & Apex Bank	174	67	202227	28999	620	35	647	148	16	0	5267	950	208951	30199
	CO-OPERATIVE BANK -	174	67	202227	28999	620	35	647	148	16	0	5267	950	208951	30199
36	AU Small Finance Bank	82	623	16291	110831	0	0	365	3718	0	0	2675	31530	19413	146703
37	Equitas Small Finance Bank	38	16	4822	1892	21	10	60	20	5	1	25	11	4971	1950
38	ESAF	170	216	9666	5960	36	19	91	257	2	2	135	887	10100	7341
39	Jana Small Finance Bank	1122	645	13139	6828	15912	9232	52	51	0	0	560	232	30785	16987
40	Shivalik Small Finance Bank	12	2	1335	1901	1	0	24	261	0	0	30	461	1402	2624
41	Suryoday Small Finance Bank	84	39	14219	5643	12	6	38	21	53	17	22	16	14428	5744
42	Ujjivan Small Finance Bank	38	20	6471	3128	18	6	71	34	2	2	8	7	6608	3196
43	Utkarsh Small Finance Bank	71	50	2979	2395	35	11	35	113	4	1	90	83	3214	2653
	SMALL FINANCE BANK	1617	1611	68922	138578	16035	9283	736	4475	66	23	3545	33228	90921	187198
	TOTAL	18437	88356	721203	1134362	25993	35572	29752	283126	437	3748	46878	699472	842700	2244635

LOANS OUTSTANDING TO SC/ST AS ON 31.03.2026

[Amt. in lacs]

Table: 22

SR	BANKS	SCHEDULED CASTE		SCHEDULED TRIBES	
		No.	Amt.	No.	Amt.
1	Bank of Baroda	21044	56310	27211	67836
2	Bank of India	63467	140142	63250	135039
3	Bank of Maharashtra	2971	7417	2855	5810
4	Canara Bank	19188	48393	19539	49550
5	Central Bank of India	47235	94338	58971	129740
6	Indian Bank	15694	28797	10776	19805
7	Indian Overseas Bank	248	948	73	526
8	Punjab and Sind Bank	1278	3336	596	1737
9	Punjab National Bank	29285	60394	22672	46521
10	State Bank of India	226380	648934	170719	549201
11	UCO Bank	9928	22039	4914	11357
12	Union Bank of India	37658	76374	30833	82428
	PSBs - SUB TOTAL	474376	1187424	412409	1099550
13	Axis Bank	6531	11303	6474	11220
14	Bandhan Bank	4614	3134	2045	1345
15	Catholic Syrian Bank	55	202	5	8
16	City Union Bank	0	0	0	0
17	Development Credit Bank	38	181	2	6
18	Dhan Lakshmi Bank	0	0	0	0
19	Federal Bank Ltd.	367	1110	114	349
20	HDFC Bank	3417	27809	2165	14125
21	ICICI Bank	9034	39427	8099	30498
22	IDBI Bank	4370	13254	3049	7192
23	IDFC First Bank	39138	19976	32733	15391
24	Indusind Bank Limited	137406	43207	88083	33224
25	Jammu and Kashmir Bank	16	64	5	36
26	Karnataka Bank Limited	34	312	3	8
27	Karur Vysya Bank Ltd.	15	174	0	0
28	Kotak Mahindra Bank	52494	45560	44275	66741
29	Lakshmi Vilas Bank	0	0	0	0
30	Ratnakar Bank Ltd. (RBL)	29953	13007	15126	7509
31	South Indian Bank	4	4	0	0
32	Tamilnadu Mercantile Bank	7	14	22	50
33	Yes Bank	24683	14706	18390	12165
	PRIVATE BANK - SUB TOTAL	312176	233445	220590	199867
	COMMERCIAL BANKS SUB TOTAL	786552	1420868	632999	1299417
34	MPGB	96040	101432	150230	182540
	RRBs - SUB TOTAL	96040	101432	150230	182540
35	DCCB & Apex Bank	641047	66716	2165025	208337
	CO-OPERATIVE BANK - SUB TOTAL	641047	66716	2165025	208337
36	AU Small Finance Bank	10472	29391	11723	33433
37	Equitas Small Finance Bank	9090	3720	5564	2291
38	ESAF	33588	10796	30417	9606
39	Jana Small Finance Bank	63738	31128	75834	31551
40	Shivalik Small Finance Bank	602	1663	250	718
41	Suryoday Small Finance Bank	20368	8128	18911	7812
42	Ujjivan Small Finance Bank	21262	12918	14468	7864
43	Utkarsh Small Finance Bank	18132	6983	10475	4056
	SMALL FINANCE BANK SUB TOTAL	177252	104727	167642	97331
	TOTAL	1700891	1693743	3115896	1787624

LOANS DISBURSED TO SC/ST 01.04.2025 TO 31.03.2026

[Amt. in lacs]

Table: 23

SR	BANKS	SCHEDULED CASTE		SCHEDULED TRIBES	
		No.	Amt.	No.	Amt.
1	Bank of Baroda	7925	21752	9145	24245
2	Bank of India	7223	14283	7450	13419
3	Bank of Maharashtra	1217	3002	965	1755
4	Canara Bank	6390	15555	4974	13142
5	Central Bank of India	23825	39839	34603	51442
6	Indian Bank	5143	11268	2827	5444
7	Indian Overseas Bank	20	37	4	6
8	Punjab and Sind Bank	143	547	45	192
9	Punjab National Bank	3082	4896	1680	3312
10	State Bank of India	89058	363178	67782	310775
11	UCO Bank	422	1697	200	507
12	Union Bank of India	4753	9992	4618	10996
	PSBs - SUB TOTAL	149201	486046	134293	435234
13	Axis Bank	4166	2922	3851	3203
14	Bandhan Bank	2839	3314	1316	1468
15	Catholic Syrian Bank	81	419	9	14
16	City Union Bank	0	0	0	0
17	Development Credit Bank	41	134	13	6
18	Dhan Lakshmi Bank	0	0	0	0
19	Federal Bank Ltd.	159	533	47	125
20	HDFC Bank	95	1377	66	739
21	ICICI Bank	1347	8620	552	3144
22	IDBI Bank	401	1180	204	490
23	IDFC First Bank	7061	4732	6649	3832
24	Indusind Bank Limited	16504	11536	9602	8348
25	Jammu and Kashmir Bank	3	10	0	0
26	Karnataka Bank Limited	7	24	1	0
27	Karur Vysya Bank Ltd.	0	0	0	0
28	Kotak Mahindra Bank	29989	28106	22615	33636
29	Lakshmi Vilas Bank	0	0	0	0
30	Ratnakar Bank Ltd. (RBL)	4104	2733	2298	1494
31	South Indian Bank	0	0	0	0
32	Tamilnadu Mercantile Bank	7	13	27	52
33	Yes Bank	4984	3205	3972	2777
	PRIVATE BANK - SUB TOTAL	71788	68858	51222	59328
	COMMERCIAL BANKS SUB TOTAL	220989	554904	185515	494562
34	MPGB	55766	78153	91650	136608
	RRBs - SUB TOTAL	55766	78153	91650	136608
35	DCCB & Apex Bank	71788	14779	175272	49228
	CO-OPERATIVE BANK - SUB TOTA	71788	14779	175272	49228
36	AU Small Finance Bank	5017	17109	5776	20409
37	Equitas Small Finance Bank	6021	3300	3946	2121
38	ESAF	5933	3595	5662	3277
39	Jana Small Finance Bank	10185	2430	12061	2624
40	Shivalik Small Finance Bank	381	1291	154	590
41	Suryoday Small Finance Bank	3661	2664	4018	2895
42	Ujjivan Small Finance Bank	3526	3374	2495	2159
43	Utkarsh Small Finance Bank	2641	1586	1693	994
	SMALL FINANCE BANK SUB TOTA	37365	35349	35805	35068
	TOTAL	385908	683184	488242	715466

ADVANCES TO WOMEN AS ON 31.03.2026

[Amt. in lacs]

Table: 24

SR	BANKS	Outstanding loans to Women		Loans disbursed to women 01.04.2025 to 31.03.2026	
		No.	Amt.	No.	Amt.
1	Bank of Baroda	86653	291320	39498	133520
2	Bank of India	218070	518862	120039	288534
3	Bank of Maharashtra	25496	118838	47568	62821
4	Canara Bank	63058	243844	43746	145478
5	Central Bank of India	116813	477040	70559	249230
6	Indian Bank	36386	101666	15407	44906
7	Indian Overseas Bank	10212	43582	2028	7734
8	Punjab and Sind Bank	4149	16322	1465	8949
9	Punjab National Bank	95657	417447	32192	211373
10	State Bank of India	488667	1753642	215169	904194
11	UCO Bank	23524	99189	3319	23060
12	Union Bank of India	81340	262624	39678	125331
	PSBs - SUB TOTAL	1250025	4344375	630668	2205131
13	Axis Bank	185804	214125	87722	133331
14	Bandhan Bank	327979	240202	223804	206591
15	Catholic Syrian Bank	1670	4508	998	5552
16	City Union Bank	112	657	151	650
17	Development Credit Bank	54819	16505	7093	9642
18	Dhan Lakshmi Bank	123	531	83	243
19	Federal Bank Ltd.	3318	13614	4585	19556
20	HDFC Bank	238182	1186979	94926	497246
21	ICICI Bank	134120	1256180	85606	559853
22	IDBI Bank	28275	78179	10585	38644
23	IDFC First Bank	194966	117554	117488	79130
24	Indusind Bank Limited	14058	22077	3279	9257
25	Jammu and Kashmir Bank	233	926	59	381
26	Karnataka Bank Limited	303	2295	25	217
27	Karur Vysya Bank Ltd.	139	2025	77	921
28	Kotak Mahindra Bank	134485	90816	84617	69723
29	Lakshmi Vilas Bank	16	44	0	0
30	Ratnakar Bank Ltd. (RBL)	120839	46413	69517	41843
31	South Indian Bank	781	2748	903	2922
32	Tamilnadu Mercantile Bank	113	463	131	338
33	Yes Bank	78445	59259	42565	36377
	PRIVATE BANK - SUB TOTAL	1518780	3356102	834214	1712417
	COMMERCIAL BANKS SUB	2768805	7700476	1464882	3917548
34	MPGB	217874	370754	61708	221825
	RRBs - SUB TOTAL	217874	370754	61708	221825
35	DCCB & Apex Bank	2668700	339596	795624	321399
	CO-OPERATIVE BANK - SU	2668700	339596	795624	321399
36	AU Small Finance Bank	216098	122225	127103	93226
37	Equitas Small Finance Bank	59375	29049	36112	23267
38	ESAF	183666	65115	94244	56956
39	Jana Small Finance Bank	292994	138583	162115	112007
40	Shivalik Small Finance Bank	50721	17514	24117	16744
41	Suryoday Small Finance Bank	124326	51536	62969	45068
42	Ujjivan Small Finance Bank	63373	36064	36554	30458
43	Utkarsh Small Finance Bank	82446	30012	43549	25233
	SMALL FINANCE BANK SU	1072999	490098	586763	402958
	TOTAL	6728378	8900924	2908977	4863731

SLBC - MADHYA PRADESH

www.slbcmadhyapradesh.in